

ROYAL ENFIELD OWNER'S MANUAL

BS IV



ABS

FOREWORD

We congratulate you on your choice of the legendary Bullet motorcycle and welcome you to the exciting world of motorcycling on a Royal Enfield. This manual will help you to operate your Classic 350 motorcycle, the right way and guide you to maintain your motorcycle meticulously. We have also provided tips on safe riding and on minor adjustments for the care of your motorcycle. Please avail the four free & five paid services at the nearest Royal Enfield Authorised Dealer / Service Center, at the appropriate time to maintain your Bullet motorcycle in top riding condition. Log on to the exciting world of Royal Enfield website: www.royalenfield.com to get to know more about the company, its products and exciting news from time to time. We request you to carefully read the terms and conditions of warranty and other useful information given in this manual before starting to use your Bullet Motorcycle.

NOTICE

All information in this manual is based on the latest product information available at the time of publication. Due to continuous improvements, there may be discrepancies between the information in this manual and your motorcycle. Royal Enfield reserves the right to make production changes at any time without prior notice and without incurring any obligation to make the same or similar changes to motorcycles previously built or sold.

All images shown are for reference to explain and need not to be exactly the same on the model you own. Technical specifications are subject to change without prior notice.

"© Copyright 2019 Royal Enfield (A unit of Eicher Motors Ltd.). All Rights Reserved. No part of this manual shall be copied, distributed or otherwise dealt without the express permission in writing of Royal Enfield".

NOTE: BS IV
This motorcycle meets Emission
Norms - Bharat (Trem) Stage - IV

Contact Us:

Royal Enfield Support : 1800-2100-007

Email : support@royalenfield.com

Twitter : @RoyalEnfieldSupport

Web : www.royalenfield.com

Disclaimer

Applicable for all Matt finish motorcycles

1. Do not polish matt finished paint surfaces in your motorcycle as it will increase the gloss level.
2. Wash the painted parts only with plain water and do not use any strong solvents, cleaning agents or detergents.
3. Scratches, if happens on the matt finish parts cannot be touched up and corrected / removed.
4. Warranty is not applicable for any matt finished painted parts of the motorcycle.
5. The Heat Resistance Coated components such as silencer pipe, exhaust etc ... shall not be wiped clean with oiled cloth as it can generate smoke when the vehicle is driven and also leave patch marks.

Part No. RAM00044/B / Qty. 5,000 / July '19

CONTENTS

Personal and Motorcycle Information	4	Tools & First Aid kit	31
Technical Specifications	5	Wheel Removal & Assembly	32
Recommended Lubricants	8	Minor Maintenance Tips	36
Safety Definitions	9	Long Trip Precautions	47
Motorcycle Identification Numbers	10	Washing Procedure	48
Location of Key Parts	11	Storage Precautions	49
Operation of Controls	14	Trouble Shooting	50
Pre-Operational Checks	18	Warranty Terms & Conditions	52
Safe & Happy Riding	19	Emission Warranty	54
Running in Period	20	EVAP	57
Warning Indications & Safety Systems	21	Environment Care	59
Starting	24	Service Coupons	60
Gear Shifting, Riding & Stopping	25	Paid Service & Maintenance Record	79
Parking	26	Regional & Area Offices	81
Periodical Maintenance Chart	27	Authorised Dealer Address	82
		Notes	121

TECHNICAL SPECIFICATIONS

ENGINE

Engine Type	Single Cylinder 4 Stroke, Twinspark, Air cooled
Bore	70mm
Stroke	90mm
Swept volume	346cc
Compression ratio ..	8.5:1
Maximum Power	19.8 bhp @ 5250 rpm
Maximum Torque ..	28 Nm @ 4000 rpm
Idle RPM	1050±200
Starting	Kick Start E-Start
Air filter element ...	Paper element
Lubrication	Wet sump
Engine oil capacity	2.75 litres (First Fill only) 2.30 to 2.50 litres (subsequent refills)
Engine oil grade	SAE 15W 50 API SL Grade & Above JASO MA2 Semi Synthetic
Fuel Supply	29mm, Constant Vacuum Carburetor
Cooling	Natural air flow

IGNITION SYSTEM

Ignition system	Digital Dual Spark Ignition, TCI System
Spark plug Electrode gap	WQR8DC : 0.80 to 0.90 mm UR6DC : 0.70 to 0.80 mm
Spark plug	WQR8DC M14 (Bosch) & UR6DC M10 (Bosch)

TRANSMISSION

Clutch	Wet multiplate (6 plates)
Primary drive	Duplex chain
Primary ratio	2.15 : 1
Gear box	Constant Mesh, 5 Speed
Gear Ratio	1 st 3.06:1 2 nd 2.01:1 3 rd 1.52:1 4 th 1.21:1 5 th 1:1
Final drive	16 Teeth (Sprocket)
Final Ratio	2.375:1
Drive Chain links	102 links

TECHNICAL SPECIFICATIONS

CHASSIS

Type	Single downtube, using engine as stressed member
Frame	Tubular
Suspension	
Front	Telescopic, 35mm forks, 130mm travel
Rear	Twin gas charged shock absorbers with 5 step adjustable preload, 80mm travel
Brakes	Hydraulic Disc Brakes Front & Rear with ABS System
Front Disc	280mm double piston caliper
Rear Disc	240mm single piston caliper
Tyre size	
Front	90/90 X 19" - 52P
Rear	110/90 X 18" - 61P

Tyre Pressure

Solo

Front	20 psi/1.41 kg/cm ²
Rear	30 psi/2.11 kg/cm ²

With Pillion

Front	22 psi/1.55 kg/cm ²
Rear	32 psi/2.25 kg/cm ²

Fuel tank capacity .. 13.5 litres approx.*

* The above values are approximate and the actual fuel filling capacity will vary from the values mentioned.
--

ELECTRICALS

Generation	Alternator
System	12V - DC (III Phase)
Battery	12V - 8 Ah MF
Head lamp	12V, H4-60/55W (Halogen)
Brake/Tail lamp	12V, P21/5W
Parking lamp	12V, 2W X 2 Nos.
Position lamp	12V, 4W

TECHNICAL SPECIFICATIONS

Speedometer lamp	12V, 3.4W
Hi beam indicator	12V, 1.7W
Neutral lamp tell tale	12V, 1.7W
Turn signal tell tale	12V, 1.7W
Turn signal	12V, R10W X 4 Nos.
Horn	12V, 2.5 Amp (Max.)
Starter Motor	12V, 0.70 KW
Warning Indicator lamps	12V, 2W X 3 Nos.



WARNING

Using bulbs / other electrical gadgets other than specified rating may lead to over loading / erratic behaviour / premature failure of electrical system.

Modifications on the motorcycle which are not approved by Royal Enfield may not only disqualify for warranty, but also affects performance of the motorcycle.

- Values / Dimensions given above are for your guidance only.
- In view of continuous improvements being done on our products, the specifications are likely to change without prior notice.

DIMENSIONS

Length	2160 mm
Width	790 mm (Without Mirrors)
Height	1090 mm (Without Mirrors)
Wheel base	1390 mm
Ground clearance.	135 mm
Saddle Height	800 mm

WEIGHTS

Kerb weight (90% fuel&oil)	: 192 Kgs.
Max. Pay load	: 158 Kgs.

RECOMMENDED LUBRICANTS

Engine Oil	
Grade	SAE 15W 50 API SL Grade & Above JASO MA2 Semi Synthetic
Capacity	2.75 Ltrs. (First Fill only) 2.30 to 2.50 Ltrs. (during oil & filter element replacement in periodical maintenance)

Front Fork Oil		Brake Fluid	
Grade	Royal Enfield Front Fork Oil (or 1F Grade Endurance)	Capacity	Front:100 ml Rear:100 ml
Capacity	195 ml/leg	Grade	DOT 4

DO NOT Mix DOT 4 & Other brake fluid together.

CAUTION

Use of Wrong grade oil will reduce the life of the moving parts and seriously affect performance.

NOTE

Recommendation subject to change without notice.

ISO 14001 Operation Control Process

As per the guidelines in the ISO 14001 Environmental Management System, customers are advised to carry out timely replacement of Engine, Front Fork and Brake oils, ONLY through a Royal Enfield Authorised Dealer / Service Center for the safe disposal of the used oils to prevent Environmental pollution.

In case the oils are replaced privately, it is advised to ensure the old / removed oils are collected carefully and reached to a certified disposal agency, nearest to you to safely disposing the oils.

Similarly, hazardous wastes such as old/discarded Batteries, Tyres, Tubes, Cables, Gaskets, Oil filters etc. should also be disposed off carefully and properly only through a certified disposal agency.

SAFETY DEFINITIONS

The information given under the titles : Warning, Caution and Note are for your safety and for the care and safety to your motorcycle and others. Please read these carefully and if disregarded may result in injury to yourself or others and damages to the motorcycle.



WARNING

Indicates a potentially hazardous situation. Disregarding this message may result in injury to rider or other persons.

CAUTION


This message if disregarded may result in damage to the motorcycle.

NOTE

Indicates important and useful messages for clearer understanding.


All Images shown in subsequent pages are for reference to explain and need not to be exactly the same on the model you own.

LOCATION OF KEY PARTS




1. Turn Signal Switch
2. Horn Button
3. Clutch Lever
4. Day Flash
5. Head Lamp Dip Switch
6. Ignition Switch
7. Speedo Meter
8. Warning Indicator
9. Engine Kill Switch
10. Brake Lever
11. E-Start Switch Button
12. Petrol Tank Cap
13. Rear View Mirrors

LOCATION OF KEY PARTS



1. Mudguard Reflector Rear
2. Right Trafficator Rear
3. Shockabsorber (gas filled)
4. Air filter box
5. Carburetor
6. Pilot Lamp Right
7. Head Light
8. Number Plate Front
9. Right Trafficator Front
10. Steering lock
11. Brake Pedal
12. E-Start Motor
13. Kick Start Lever
14. Silencer
15. Tail Lamp

LOCATION OF KEY PARTS



1. Left Trafficator Front
2. Pilot Lamp Left
3. Fuel Tank
4. Fuel Tap
5. Battery Box Cover
6. Seat - Rider
7. Electricals & Tool Box Left
8. Seat - Pillion Rider
9. Left Trafficator Rear
10. Number Plate Rear
11. Canister
12. Center Stand
13. Side Stand
14. ABS Module
15. Gear Change Lever
16. Horn

OPERATION OF CONTROLS

STEERING LOCK

- Turn Clockwise to lock
- Turn Anticlockwise to Unlock



FILTER / ELECTRICAL / BOXES

- Turn anti clockwise to open




BATTERY BOX

- Turn anti clockwise to open



IGNITION SWITCH

⊗ OFF ↻ ON




FUEL TANK CAP

OPEN

- Turn Key Clockwise & lift the lid.

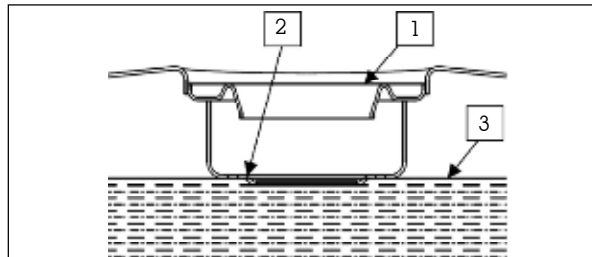
CLOSE

- Gently press lid till it "click" into lock position.



OPERATION OF CONTROLS

FUEL TANK



1. Fuel Tank Mouth
2. Fuel Level Plate
3. Maximum Fuel Level



WARNING

Do not overfill the fuel tank. Fill upto maximum fuel level & stop filling when the fuel reaches the bottom of Splash Arrestor.

Failure to do so will lead to canister damage Or can cause fuel spill out of fuel tank.

Petrol is highly explosive. Please ensure there are no open flames or sparks nearby while refueling and fill fuel tank only in a well ventilated area.

Please ensure petrol does not spill on painted surfaces. Wipe immediately incase fuel spills over as otherwise it will leave a permanent stain on the painted surfaces.

OPERATION OF CONTROLS

NOTE


- Key is common for ignition, petrol tank cap, steering lock, battery cover and tool boxes.
- Key can be removed only in locked position from fuel tank, Filter box, Electrical boxes locks in "OFF" position from Ignition switch.
- Turn handle bar to extreme left, before attempting to lock steering.

CAUTION


- Turn off ignition switch when engine is not in running condition. Failure to do so will discharge the battery due to continuous headlamp ON.

ENGINE STOP SWITCH

 Engine OFF  Engine ON



E-START SWITCH

 Depress & hold till engine starts.






HORN

 Press



DIMMER SWITCH

 High beam  Low beam



OPERATION OF CONTROLS

DAY FLASH

Press for Head Light Flash



TURN SIGNAL SWITCH

← Left turn signal ON

↑ OFF (Push to off)

⇒ Right turn signal ON



CHOKE

ON OFF



CAUTION


- Choke should be used only to start engine in cold climates (less than 20°C) or first time in the morning. Riding with the Choke "ON" will result in Engine Misfiring, Erratic behaviour, High fuel consumption, and increased Emission values.

FUEL TAP

⇓ Main ON ⇓

← OFF ●

⇑ Reserve ON ⇑



PRE OPERATIONAL CHECKS

CHECK FOR

1. Petrol level in the tank and leakage if any.
2. Smooth operation and free play in Front and Rear Brake levers.

Front Brake



Rear Brake



3. Free play and smoothness of all operating controls.
4. Free movement of steering.
5. Any cuts, cracks in the tyre and correct tyre pressure.
6. Operation of all electrical equipments.




FRONT BRAKE



REAR BRAKE

7. Brake fluid level is above the "MIN" mark in the front and rear master cylinder.
8. Engine Oil Level is between "MAX & MIN" Level.



NOTE

Start engine, run for 2 minutes before checking Engine Oil Level.

SAFE & HAPPY RIDING

RIDING DRESS

- A proper riding apparel
- Proper Riding Boots
- Soft Leather Gloves
- Goggles or spectacles
- An ISI Certified helmet. (Affix light reflecting strips of stickers on the front and rear of the helmet for good visibility at night).

NOTE

A light coloured shirt enables greater visibility to other road users especially during nights.

CAUTION

Loose clothing may get caught on moving parts of the motorcycle.

SITTING POSTURE

Correct sitting posture is a must for stable and safe riding.

- Sit Straight with your shoulders completely relaxed.
- Keep your elbows close to your body.
- Hold the handle grip close to its inner end.
- Slightly grip the fuel tank with the knees.
- Keep your toes in "straight ahead" direction.
- Before turning, look extensively in the rear view mirror, without turning your head.

BRAKING

- Use both front and rear brakes simultaneously for maximum braking efficiency.
- While riding on wet or bad road conditions use brakes cautiously.



WARNING

Applying any one of the brakes suddenly may cause the motorcycle to skid.

RUNNING IN PERIOD

The Royal Enfield Motorcycle as you would be experiencing, is capable of consistent high speeds. However as with any new motorcycle, a "RUNNING-IN" procedure is essential to help in proper "Bedding-In" of the various moving parts in your motorcycle and to achieve optimum performance subsequently.

1. During the first 2000 Kms of run, do not exceed the speed limits as shown in the table below.
2. Do not exceed maximum specified pay load.
3. Warm up the engine for a few minutes at idling speed to allow engine oil to lubricate all the moving parts in the engine before riding the motorcycle.
4. Avoid full throttle operation and do not ride at constant throttle continuously. Vary the speed by 10% while riding.
5. Avoid sudden accelerations and racing starts.

Gear \ Motorcycle Speed	First 500 kms	501 - 2000 kms
1	15 KMPH	20 KMPH
2	25 KMPH	30 KMPH
3	30 KMPH	40 KMPH
4	45 KMPH	55 KMPH
5	60 KMPH	70 KMPH

WARNING INDICATIONS & SAFETY SYSTEMS

YOUR MOTORCYCLE IS FITTED WITH THE FOLLOWING WARNING INDICATIONS AND SAFETY SYSTEMS:

1. LOW FUEL INDICATION

The Low fuel indication in the small meter will glow if the fuel level in the fuel tank is approximately 3.5 ± 0.5 Lts.

Please ensure the motorcycle is not used with the low fuel indicator lamp "ON" continuously. It may not only result in the motorcycle running out of fuel.



2. ANTI-LOCK BRAKING SYSTEM (ABS)

Anti-Lock Braking System (ABS) will help prevent the brakes from locking the wheels, during sudden application of the brakes at high speeds. This will help the rider to have better traction and control over the motorcycle and prevent the motorcycle from skidding which can cause an accident.



In the event of sudden and hard application of the brakes by the rider, the sensors in the braking system will signal the ABS moderator to momentarily and continuously reduce the hydraulic pressure and thereby

WARNING INDICATIONS & SAFETY SYSTEMS

prevent the brakes from locking the wheels while reducing the speed of the vehicle. This will help the rider to control the motorcycle.

An ABS indicator lamp is provided in the console (as shown in adjacent image) to warn the rider in the event of any malfunction of the ABS.

When the ignition and kill switch are switched 'ON', the ABS sign light up and remain 'ON' till the motorcycle attains a speed of 5 Kmph (3MPH) and switch 'OFF'. This indicates the ABS is working properly. In the event the lamp does not switch 'OFF' and remains continuously 'ON' at higher speeds, it is recommended not to drive the motorcycle and get the brake system inspected and corrected through a nearest authorized Royal Enfield Distributor. Failure to do so can result in a serious injuries and loss of life.

CAUTION : (ABS)

ABS is a safety feature to help prevent locking of wheels during sudden application of brakes. It is by no means a substitute for good riding practices and anticipatory braking.

Please ride carefully and apply brakes cautiously, especially while cornering. ABS cannot estimate the "weight shifts" and momentum of the motorcycle while negotiating a corner and therefore prevent skidding due to loss of traction.

Please anticipate the stopping distance required for the speed of travel and apply brakes well in advance so as to bring the motorcycle to a safe stop.

Please apply both brakes to stop - front brake momentarily earlier, followed by rear brake, to have better traction and control of the motorcycle

Always ensure that you ride well within the legal speed limits.

Failure to adhere to the above can cause an accident resulting in serious injuries and loss of life.

WARNING INDICATIONS & SAFETY SYSTEMS

DO'S & DON'T'S : (ABS)

DO'S	DON'TS
<ul style="list-style-type: none">• While starting the engine do check the ABS indicator comes ON and switches OFF when the vehicle speed exceeds 5 km/h (3.1 mph).	<ul style="list-style-type: none">• DO NOT RELEASE the brake lever/pedal when pulsations are felt during hard application of the brakes in an emergency situation. The pulsations only indicate that the ABS is activated.• DO NOT APPLY only the front OR rear brake as it can lead to inefficient braking.
<ul style="list-style-type: none">• Please check the brake fluid at MAX level in the front and rear brake master cylinders and there is no leak in the brakes systems.	
<ul style="list-style-type: none">• Apply both the brakes simultaneously for better efficiency while braking.	
<ul style="list-style-type: none">• In the event of the ABS indicator remaining continuously ON please take the motorcycle to a nearest authorized Royal Enfield service station to inspect the brakes system control of the vehicle.	


STARTING

- Ensure Gear is in Neutral position and the Neutral lamp is glowing in the speedometer. To shift into neutral, move the motorcycle back and forth gently, while simultaneously shifting the gear.

CAUTION

Do not attempt to shift gears without moving the motorcycle back and forth as it will damage the gears mechanism.

- Turn fuel tap to 'ON' "RESERVE" Position.
- Use choke if required in cold climatic conditions (below 20°C).
- Switch ON Ignition and the Stop Switch to "RUN" Position.



USING THE KICK START LEVER

- Slowly Crank Engine with the Kickstarter lever till a resistance is felt in the lever. Slightly crank slowly and further till the compression eases over.
- Release Kickstarter lever to enable it to come to its top resting position.
- Apply a powerful swinging Kick on the lever to start the engine. It may be necessary to open the throttle, very slightly, when starting on choke/first time in the morning.
- Release Choke if applied and allow Engine to run at idling speed for a few minutes.

USING ELECTRIC START



- Depress and Hold the Clutch Lever.
- Press Starter Button and hold till Engine starts. Do not release the button before Engine starts.



GEAR SHIFTING, RIDING & STOPPING


NOTE

- Release the Starter button as soon as the Engine starts.
- If Engine does not start, wait for 30 seconds before pressing the starter switch.
- A Clutch switch is provided in the system for the safety of the rider. When the motorcycle is in gear, the motorcycle cannot be started. To start in gear depress the clutch lever and press Starter button to start engine.
- Warm up engine for 2 minutes.
- Depress clutch lever.
- Press gear pedal with toe to engage 1st gear.
- Gently open throttle and release clutch lever simultaneously. If clutch is released suddenly, the engine may stall and cause the motorcycle to move with a jerk.
- To shift to 2nd and higher gears close throttle, depress clutch lever and press the gear pedal with heel.



To stop the motorcycle, close throttle, apply front and rear brakes. Simultaneously, shift gears into neutral just before the motorcycle comes to a complete stop.

- Turn the ignition switch to 'OFF' position.
- Turn fuel tap 'OFF'.



PARKING

PARKING MOTORCYCLE ON CENTER STAND

- Select a firm, flat surface.
- Hold handle bar straight.
- Lower center stand, and ensure that both the legs of the stand are resting evenly on firm ground.
- Apply pressure on the fulcrum lever on the center stand and pull motorcycle backwards, gently.



PARKING MOTORCYCLE ON SIDE STAND

- Select a firm, flat surface.
- Lower side stand and gently tilt motorcycle to the left till it rests firmly.



WARNING

Always park the motorcycle on a firm and flat surface. Parking in a soft ground may cause stand to sink and the motorcycle to fall, causing injury to you or to others and damage to the motorcycle parts.

Do not sit on the motorcycle when it is supported on the side stand.

PERIODICAL MAINTENANCE

The maintenance schedule detailed here will help you maintain your Classic 350 Motorcycle meticulously and to get a long trouble free service. The schedule provided herein is based upon average riding conditions and indicates the Kms at which regular inspections, adjustments, replacements and lubrications are to be carried out. The frequency of the maintenance must be shortened depending upon the severity of the driving condition or if the motorcycle is used in a very dusty environment. Contact the nearest Royal Enfield Authorised Dealer / Service Center for expert advice and to carry out the required maintenance.

Sl. No.	DESCRIPTION	FREE SERVICE				PAID SERVICE							
		whichever is earlier											
	Kms (x 1000)	0.5	5	10	15	20	25	30	35	40	45	50	
	Months	1.5	6	12	18	24	30	36	42	48	54	60	
1	Engine Oil	R	I	R	I	R	I	R	I	R	I	R	
		Check level at every 1000 kms or earlier and Top up as required											
2	Engine oil filter element	R		R		R		R		R		R	
3	Engine sump filter (oil retainer)	C		C		C		C		C		C	
4	Spark plug	C&A	C&A	C&A	R	C&A	C&A	R	C&A	C&A	R	C&A	
5	Magnetic drain plug under gear box and secondary drain Plug under crankshaft in crankcase right	C		C		C		C		C		C	
6	HT leads for crack / damage	I	I	I	I	I	I	I	I	I	I	I	
7	Fuel Hose & Clip	I	I	I	I	I	I	I	I	R	I	I	

PERIODICAL MAINTENANCE

Sl. No.	DESCRIPTION	FREE SERVICE				PAID SERVICE							
		whichever is earlier				20	25	30	35	40	45	50	
	Kms (x 1000)	0.5	5	10	15								
	Months	1.5	6	12	18	24	30	36	42	48	54	60	
8	Accelerator Cable free play	Adjust every 5000 kms or earlier as required											
9	Rubber hose, Air filter to carburetor	I	I	I	I	I	I	I	I	R	I	I	
10	Rubber hose, Inlet manifold / Adaptor	I	I	I	I	I	I	I	I	R	I	I	
11	Evaporative Emission Equipment rubber hoses	I	I	I	I	I	I	I	I	R	I	I	
12	Air filter paper element	C	C	R	C	R	C	R	C	R	C	R	
		Clean / replace more frequently if operated in dusty condition											
13	Clutch Cable / lever free play	Adjust every 1000 kms or earlier as required											
14	Rear brake pedal pivot	L	L	L	L	L	L	L	L	L	L	L	
15	Battery terminals (apply petroleum jelly)	C	C	C	C	C	C	C	C	C	C	C	
16	Earth wire eyelet contact	I	I	I	I	I	I	I	I	I	I	I	
17	Front Fork oil / Leak	I	I	I	I	R	I	I	I	R	I	I	
18	Rear Wheel Drive Chain	I&A	Clean, Lubricate every 1000 Kms / Clean, Lubricate & Adjust every 5000 Kms or earlier as required										

PERIODICAL MAINTENANCE

Sl. No.	DESCRIPTION	FREE SERVICE				PAID SERVICE							
		whichever is earlier				20	25	30	35	40	45	50	
	Kms (x 1000)	0.5	5	10	15								
	Months	1.5	6	12	18	24	30	36	42	48	54	60	
19	Steering ball races play	I&A	Inspect, Adjust & if required lubricate for every 5000 km or earlier as required. Replace if necessary										
20	Spokes tightness / Wheel rim run out front & rear	I	I	I	I	I	I	I	I	I	I	I	I
21	Swing Arm pivot bush & spacer	I	Inspect & If required lubricate for every 5000 km or earlier as required. Replace if necessary										
22	Rear wheel cush rubbers	I	I	I	I	R	I	I	I	R	I	I	
23	Tyre wear pattern (Front & Rear)	I	I	I	I	I	I	I	I	I	I	I	I
24	Disc Brake oil level check (Front & Rear)	I	I	I	I	R	I	I	I	R	I	I	
25	Pivot-Side stand, Center stand, Pillion foot rest	L	L	L	L	L	L	L	L	L	L	L	L
26	* Carburetor	Clean, Inspect and Tune											
		Carburetor Throttle body cleaner every 5000 kms / 6 Months or earlier as required											

* Refer Service Manual for proper maintenance of the carburetor & its tuning procedure.

PERIODICAL MAINTENANCE


Sl. No.	DESCRIPTION	FREE SERVICE				PAID SERVICE							
		whichever is earlier				20	25	30	35	40	45	50	
	Kms (x 1000)	0.5	5	10	15	20	25	30	35	40	45	50	
	Months	1.5	6	12	18	24	30	36	42	48	54	60	
27	Front & Rear brake hose, Banjo Bolt	I	I	I	I	I	I	I	I	I	I	I	
28	Hand levers & kick starter lever pivot	Lubricate every 1000 Kms or earlier as required											
29	Clutch cable	I&A	I&A	I&A	I&A	I/A/R	I/A/R	I/A/R	I/A/R	I/A/R	I/A/R	I/A/R	
30	Accelerator cable	I&A	I&A	I&A	I&A	I/A/R	I/A/R	I/A/R	I/A/R	I/A/R	I/A/R	I/A/R	
31	Starter motor & Starter relay connections	I	I	I	I	I	I	I	I	I	I	I	
32	Brake Pads - Front & Rear	I	I	I	I	I	I	I	I	I	I	I	
33	Rear brake pedal free play	Adjust every 1000 Kms or earlier as required											
I : Inspect (Clean, Adjust, Lubricate or Replace if necessary) A : Adjust C : Clean L : Lubricate R : Replace I/A/R: Inspect/Adjust/Replace if necessary		NOTE Check, Adjust & Lubricate frequently when riding in unusually wet, muddy, dusty roads and rainy season.											

NOTE

For Maintenance after 50,000 Kms, Please repeat the same frequency specified above, in consultation with a Royal Enfield Authorised Dealer / Service Center.


TOOLS & FIRST AID KIT

The tool kit is located in the left side Electrical box of the motorcycle.



S.No.	Description	Qty.
1.	Tool bag	1
2.	Box spanner 21 X 24	1
3.	Screw driver O6 X 160	1
4.	Double end spanner 14 X 15	1
5.	Double end spanner 10 X 12	2
6.	Tool- Spark plug	1
7.	Tommy bar	1
8.	Tubular spanner 12 X 13	1
9.	Single end ring spanner - 17	1
10.	Extension tube	1

A first aid kit is provided with the motorcycle for any emergency requirements.



S.No.	Description	Qty.
1.	Antiseptic cream 5 gms	1
2.	Wash proof plaster 1.9 cm x 7.2 cm	2
3.	Gauze bandage 5 cm x 2 cm	1
4.	Sterilized Gauze Swab 5 cm x 5 cm	2
5.	Sterilized elastic plaster 7 cm x 6 cm	1
6.	Elastic Gauze bandage 8 cm x 1 mtr.	1
7.	First aid kit pouch	1

* Please familiarise yourself with the minor maintenance of the motorcycle before attempting to carry out the same.

WHEEL REMOVAL / ASSEMBLY

FRONT WHEEL REMOVAL

- Place the motorcycle on its center stand on a firm and flat surface.
- Provide a suitable support below the front end of the engine such that the front wheel is about 4 inches (10 cms.) above the ground.
- Disconnect speedo cable.
- Loosen the pinch bolt on the right side fork end.
- Hold the axle on the right side and loosen the axle nut on the left side.



- Hold front axle by spanner and loosen axle nut then remove nut along with washer.



- Tap and remove the front wheel spindle from the right side.
- Tilt the motorcycle to right side and take out the wheel along with speedo drive and right side spacer.
- Take out Speedo drive and bush on the right side.

WHEEL REMOVAL / ASSEMBLY

CAUTION

Do not depress the front brake lever when wheel is removed as this will result in the brake pads coming too far out of the brake caliper.

- Place a 4 mm thick wooden piece or cardboard sheet between the brake pads to avoid pads activation in the event the front brake lever is accidentally depressed.



FRONT WHEEL REASSEMBLY

- Remove the wooden piece / card board sheet placed between the brake pads.
- Locate small spacer and speedo drive over the wheel hub on the right side.
- Locate stepped spacer in the left side of the hub with its larger face outside.
- Locate front wheel between the fork ends duly ensuring the spacer and the speedo drive do not fall off and the brake disc is correctly positioned between the brake pads.

NOTE

Ensure that the speedo drive is correctly located such that the cable can be connected without difficulty.



- Hold the pinch bolt and tighten the U' nut on the right side fork end.
- Rotate the wheel and check for smooth rotation.
- Connect the speedo cable to speedo drive and check for proper working of speedo meter.
- Depress brake lever 2 or 3 times to check front brake efficiency.



WHEEL REMOVAL / ASSEMBLY


REAR WHEEL REMOVAL

- Place the motorcycle on center stand on a firm and flat surface.
- Note the alignment index marks in the both side of swing arm.
- Remove wheel spindle from left side as shown.
- Remove the brake hose pipe from the swing arm clips.
- Remove the caliper assembly with bracket by pulling out from the swing arm slot.
- Place the wooden piece/card board sheet in between the brake pads.
- Remove the left side spacer from rear wheel hub.
- Tilt motorcycle to right side and slide out rear wheel.



REAR WHEEL REASSEMBLY

- Ensure the four Cush rubbers are in position inside the rear wheel hub.
- Tilt motorcycle to right side and insert the wheel assembly between the swing arms.
- Position the rear wheel with cush rubber on the rear chain sprocket.
- Fix the left side spacer in rear wheel hub.
- Remove the wooden piece / card board sheet in between the brake pads.
- Insert the caliper assembly with bracket by matching the slots given in the caliper and swing arm.



WHEEL REMOVAL / ASSEMBLY

NOTE

Ensure the brake disc is located in between the brake pads.

- Align the caliper bracket, wheel and swing arm holes all are in one line.
- Insert and tap the rear wheel axle gently from left side.



CAUTION

Do not force the spindle into the wheel as the threads may get damaged. Tap it through the wheel gently.

- Note the alignment index marks in the both side of swing arm.



- Fix the brake hose pipe in swing arm clips properly.



CAUTION

Please check the brake hose pipe routing from Reservoir to Master cylinder, Master cylinder to Rear wheel caliper.

There should not be any twist or pinch in routing which may affect braking performance.

WARNING

Ensure the motorcycle does not come off center stand while assembling / disassembling the wheel assembly. Failure to adhere could result in damage or serious injury.

MINOR MAINTENANCE TIPS

The following simple maintenance activities will help in maintaining your motorcycle. However for an elaborate maintenance, we recommend you to get in touch with a Royal Enfield Authorised Dealer/Service Center.

CONTROL CABLES

Lubricate after water washing motorcycle or if used during rainy conditions.

HAND LEVER PIVOTS

Wipe the area free of dirt / grease.

Apply a few drops of oil on the pivots.



CENTER / SIDE STAND PIVOTS

Apply a few drops of oil on the pivots after cleaning the area of dirt.




DRIVE CHAIN

Clean the drive chain carefully. Apply chain lubricant while simultaneously rotating the rear wheel. Wipe off the excess lubricant.

OIL LEVEL INSPECTION

- Place motorcycle on its center stand on a firm surface.
- Warm up engine for a few minutes & switch off before checking oil level.
- The level is correct if the oil level is in the middle of the oil level window.
- Top up only with recommended Engine oil.



CAUTION

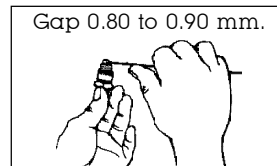
Use of wrong grade or spurious oil can seriously affect motorcycle performance & damage to moving parts.

MINOR MAINTENANCE TIPS

SPARK PLUG

CLEANING AND ADJUSTING PLUG GAP

- Two spark plugs are provided in your motorcycle.
- Remove spark plug using the plug spanner and tommy bar.
- Clean the insulator tip and electrodes of the plug carefully.
- Check and set the electrode gap between 0.80 to 0.90 mm.



- Refit the spark plug on the cylinder head.

INSPECTION OF TYRES AND WHEELS

- Inspect the tyres periodically for tread wear, cracks and cuts.

Minimum tread depth :	
Front tyre : 1mm	Rear tyre : 2 mm

- Check and remove stone, splinters, nails or other particles embedded in the tyre treads.
- Periodically inspect wheels for spokes breakage and wheel rim run out.
- Check proper seating of the tyre beading on the rim whenever the tyre is reassembled.
- Use only recommended tyres & tubes, inflated to correct air pressure.

	Front	Rear
Solo	1.41 kg/cm ² (20 PSI)	2.21 kg/cm ² (30 PSI)
With Pillion	1.55 kg/cm ² (22 PSI)	2.20kg/cm ² (32 PSI)


MINOR MAINTENANCE TIPS

BRAKE FLUID

Check if oil is below 'MIN' level. To top Up, remove cover and diaphragm, then top up with DOT 4 as specified.



FRONT BRAKE




REAR BRAKE

CAUTION

Brake fluid is highly corrosive and can cause damage to painted parts. Please ensure that brake fluid does not spill on any part of the motorcycle. In the event of a spill, please clean the area immediately with a soft cloth (preferably a wet cloth) to avoid damage.


DRIVE CHAIN TENSION (Free Play 25-30mm)



MINOR MAINTENANCE TIPS

To adjust the free play:

- Ensure the ground level & firm and place the motorcycle in its centre stand.
- Loosen rear wheel spindle nut.
- Loosen rear sprocket stub axle nut.
- Loosen lock nuts of the chain adjuster on both ends of the swing arm.
- Tighten / loosen the adjuster nut on right swing arm end, to reduce / increase free play.
- Rotate wheel slowly and check chain free play at the top run to be between 25 - 30 mm.



- Note the matching index marks on right swing arm and chain adjuster and tighten / loosen adjuster nut on left swing arm side, to ensure the marks on both sides are at the same position.
- Tighten the lock nuts against the adjuster nuts, taking care not to disturb the adjuster nut settings.
- Tighten rear sprocket stub axle nut and wheel spindle nut to a torque of 7 Kg-m.

WARNING

Chain slackness beyond 30mm will lead to chain slippage.

Maintain drive chain slackness within the specified limits at every 1000 kms interval.

Please Check the front and rear wheels are correctly aligned, after the chain adjustment.

MINOR MAINTENANCE TIPS

BATTERY & MAINTENANCE

- The motorcycle is provided with 12V - 8 Ah.
- Periodically check the Battery for
 - Cleanliness and corrosion free terminals.



REMOVAL OF BATTERY FROM THE MOTORCYCLE

- Insert the key into the battery cover lock, turn anticlock wise and hold.
- Remove the battery cover outwards while releasing the cover from the lock peg on top.



- Disconnect both the terminal wires. (positive and negative)
- Remove the rubber straps and take out the Battery.



ASSEMBLY OF BATTERY ON MOTORCYCLE

- Locate the battery in the carrier.
- Secure the battery to the carrier with the rubber strap.
- Connect the -VE and +VE terminals to the respective cables and smear petroleum Jelly on the terminals.
- Position the battery cover over the lugs on top and close the cover.



MINOR MAINTENANCE TIPS

- Turn the key anticlockwise and push the lock into the locator and turn the key clockwise such that the cover is locked in position.
- Release Key and remove from the lock.

CAUTION

- Do not use battery with low charge as the battery internals will get damaged.
- Clean the wire terminals free of corrosion and keep the terminals coated with petroleum jelly.

WARNING

Always disconnect the negative (-) battery cable first and then the positive (+) cable while removing the battery connections. If the positive (+ve) battery cable should contact terminal with the negative (-) cable installed, the resulting sparks may cause a battery explosion which could result in serious injury.

WARNING

Battery terminals and internals contain lead and lead components, known to cause cancer and birth defects or other reproductive harm. Always wear approved protective face shield, rubberized gloves, and protective clothing when working with batteries. KEEP BATTERIES AND ACID OUT OF REACH OF CHILDREN.

NOTE

Usage of frequency for motorcycle is very important for battery to be in good performance condition. If the motorcycle is being used very rarely or sparingly and the terminals are not disconnected the battery is bound to lose its charge and result in a dead battery.

MINOR MAINTENANCE TIPS

CHANGING ELECTRICAL COMPONENTS

HEADLAMP BULB REPLACEMENT

- Loosen the rim holding screw on top and take out the head light reflector.
- Disconnect the wiring coupler over the bulb.
- Remove the rubber grommet from the bulb.
- Press the clip by thumb to release the free end from bulb holder.
- Pull out the bulb.



ASSEMBLING THE HEAD LAMP BULB

1. Refix the new halogen bulb into reflector unit of the headlamp.
2. Gently press the bulb holding clip and lock the free end in its slot.
3. Fit the rubber grommet.
4. Connect the electrical connections carefully & assemble the headlamp in the reverse order of dismantling.



CAUTION


Never touch the bulb with your fingers, Finger prints will etch the glass and decrease bulb life. Always hold the bulb with paper or clean dry cloth during handling.



MINOR MAINTENANCE TIPS


TAIL LAMP BULB

- Remove the two nuts each from Right & Left side of the rear number plate holder.
- Pull out Tail Lamp assembly along with bracket and twist the bulb holder in anticlockwise to remove bulb holder assembly.
- Turn old bulb to remove and replace with a new bulb.
- Refit the bulb holder and turn clockwise to lock the bulb holder.
- Refit the tail lamp with bracket on the reverse order of removal process.



TRAFFICATOR BULB

- Remove the screws & take out trafficator glass cover.
- Press bulb gently & Turn anti-clockwise to take out the bulb.
- Position the new bulb inside holder, ensuring that the pins in the bulb, match with the slots in the holder.
- Gently press the bulb and turn clockwise to lock the bulb in the holder.
- Refit the trafficator glass and screws, ensuring the lens slot / cut mark is at the bottom.



MINOR MAINTENANCE TIPS

BRAKE PAD WEAR

- Brake pad wear depends upon the severity of usage, the type of riding and road condition.

Front Brake




Wear indicator mark



Check the wear indicator mark on each pad. if either pad is worn to the wear indicator mark. replace both pads as set. Visit royal enfield dealer for this service.

Rear Brake



Wear indicator mark



Check the wear indicator mark on each pad. if either pad is worn to the wear indicator mark. replace both pads as set. Visit royal enfield dealer for this service.

MINOR MAINTENANCE TIPS


FUSE

- Open the left tool box
- Replace the required fuse with the spare fuse available in the fuse carrier.
- The blade fuses are located in the carrier and differently coloured for identification.

NOTE


Please ensure to replace a spare fuse in the holder at the earliest opportunity.

RELAY STARTER - FUSE BOX



MINOR MAINTENANCE TIPS

HARNESS MAIN CABLE FUSE BOX



Fuse ID	Description	Rating
F1	CHARGING FUSE	25A
F2	TAIL LAMP FUSE	5A
F3	IGNITION FUSE (TCI)	10A
F4	SIGNALLING FUSE	10A
F5	SPARE FUSE	5A
F6	LIGHTING FUSE	15A
F7	ABS MAIN 1	15A
F8	ABS MAIN 2	10A
F9	ABS IGNITION	5A
SF1	SPARE FUSE	10A
SF2	SPARE FUSE	15A
SF3	SPARE FUSE	25A

NOTE

F2 - Tail Lamp Fuse - 5A - Tail Lamp Bulb - 5W

F3 - Ignition Fuse (TCI) - 10A - Relay Coil, TCI, Ignition coil and Diagnostic tool.

F4 - Signalling Fuse - 10A - Neutral, Fuel Switch, ABS Warning, Flasher, Brake Switch and Horn

F6 - Lighting Fuse - 15A - Headlamp Low & High, Speedo & Warning General Illumination, Position Lamp, Pilot Lamp LH and RH.

LONG TRIP PRECAUTIONS

Checks prior to the commencement of long journey

- Service the motorcycle at a Royal Enfield Authorised Dealer / Service Center.
- Ensure sufficient quantity of petrol in the fuel tank for the journey planned.
- Check and correct tyre pressure if necessary.
- Ensure sufficient Brake pad thickness available

Checks after every 1500 kms of run

- Any loose fasteners.
- Condition of the tyres.
- Correct oil level in engine.
- Working of all lights and horn.
- Proper drive chain tension.

Items to be carried

- Tool kit
- First aid kit.
- Bulbs for Headlight, Trafficator light, Rear Tail Lamp and Blade Fuse (10 & 15 Amps).
- Accelerator, Clutch and Front brake cables.
- Rear chain master link lock assembly.
- Insulation tape.
- Spark plug, Spark plug cap, Fuel hose.
- Spare tubes.

WASHING PROCEDURE

PRECAUTIONS

- Wash motorcycle when the engine is cold.
- Cover the silencer, tail pipe, carburetor, horn and control switches with suitable plastic bags and tie it firmly to prevent water entry.
- Remove ignition key and seal key hole using adhesive tape.
- Brush engine area with a solvent to remove dirt or grease.
- Use low pressure jet of water to clean.
- Never spray water with great force on head lamp, speedometer, flasher lights, front and rear wheel hubs, electrical connections and wires, control cables, carburetor, spark plug, battery etc.
- Do not apply any corrosive solvent on painted surfaces or rubber parts.
- Use luke warm water and mild detergent on the painted components to remove dirt, etc.
- Rinse motorcycle thoroughly with plain water to remove the detergent.
- If possible, use compressed air and blow off water particles from the obscure areas of the motorcycle, electrical connections etc.

- Once the motorcycle has been ridden in salty conditions or near coastal areas it is recommended to wash your motorcycle with cold water. Please do not use warm water for washing as it may damage the motorcycle due to chemical reaction with the salt. After washing process once the motorcycle is completely dry it is recommended to apply anti corrosion spray on all the metal and chrome plated areas to protect the parts from corrosion.
- It is recommended not to apply the anti-corrosion spray on the brake discs.

AFTER WASHING

- Ensure, the motorcycle is thoroughly dry by wiping with a clean soft absorbent cloth or chamois leather.
- Remove all plastic bags and adhesive tapes.
- Lubricate control cables, pivot and rear chain with lube oil
- Start engine and allow to run at idling speed for a few minutes to warm up engine.
- Drive the motorcycle slowly, applying both brakes intermittently to dry up the water in the brake shoes.

STORAGE PRECAUTIONS

Incase your Motorcycle is not going to be used for a month or more, the following precautions should be taken.

- Get the motorcycle service through a Royal Enfield Authorised Dealer / Service Center.
- Drain fuel tank, fuel line and carburetor.
- Keep the fuel tap in closed position and spray engine oil inside the fuel tank to prevent rusting.
- Remove spark plug. Pour in about 25ml of clean engine oil through spark plug hole. Close the hole and crank engine several times and refit spark plug.
- Clean rear chain thoroughly and apply a thin film of lub oil.
- Remove battery from the motorcycle. Clean the terminals free of corrosion and apply petroleum jelly to terminals.
- Store the battery in a cool, dry and well ventilated place.
- Cover the silencer with plastic bags to prevent moisture entry. Set the motorcycle on its center stand.
- Apply anti rust solutions on all plated parts. Take care not to apply this solution on rubber or painted parts.
- Store motorcycle in a clean covered area free - of moisture and dust.
- For re use after storage, it is preferable to get the motorcycle prepared through a Royal Enfield Authorised Dealer / Service Center to ensure the motorcycle is restored to its peak operating conditions.
- If the motorcycle is not used for a month or longer, It is advised to disconnect Battery terminals and remove the battery. Before refitting the battery in the motorcycle, check the battery voltage is within specification, if not, recharge it from authorized service workshop / battery dealer.

TROUBLE SHOOTING

We have listed below a few basic checks in case your motorcycle is not functioning. If in case the problem is not rectified after these checks, it is necessary to get the motorcycle checked by a Royal Enfield Authorised Dealer / Service Center to rectify the problem and to ensure trouble free performance.

Symptom	Observations	Check for / Remedy
Engine Does not start	1. Ignition/Engine stop switch is in "OFF" position	Switch "ON" Ignition / Engine stop switch
	2. Very low / No fuel in the fuel tank.	Turn fuel tap to reserve position / Fill Fuel
	3. Lights / horn very dim	Weak/Discharged battery. Replace Battery
	4. Electricals not working	1. Battery completely dead. Replace battery 2. Fuse Blown. Replace appropriate fuse. Note: If fuse blows again, contact Authorised Service Center.
	5. Engine Cranking but not starting	Spark plug Cap/wire disconnected. Reconnect.
Engine Starts BUT shuts off immediately	Engine shuts off as soon as throttle is closed.	Idling RPM setting in Carburetor is disturbed. Reset the Idling RPM screw in Carburetor.
		Carburetor Flooded. Shut off fuel tap, gently tap Carburetor bottom and reopen fuel tap. Check if flooding has stopped.

TROUBLE SHOOTING

Symptom	Observations	Check for / Remedy
Engine Misfires & Runs Erratically / Stops	1. Typically happens after a Refill / Adulterated / Water in Fuel	Drain out entire fuel and Refill with fresh fuel from a reputed filling station.
	2. Motorcycle driven in Low gear / High RPM / Crowded places for long time.	Excessive Engine temperature. Switch OFF Engine and allow to cool down.
Poor Pickup	Engine RPM raises improporionately to motorcycle speed Rear Chain excessively loose causing chain to slip on Sprocket.	Clutch is Slipping. Check for sticky clutch/ clutch not having any free play.
		Adjust Rear chain to correct tension.
ABS (Anti lock Braking system)	ABS lamp continuously ON.	Take the vehicle to service center for diagnosis

WARRANTY TERMS & CONDITIONS

Royal Enfield Motorcycles are manufactured by following best Quality practices in respect of the material and workmanship.

Royal Enfield (RE) warrants its motorcycle to be free from manufacturing and material defect under normal use subject to following conditions.

1. RE will replace or repair defective part(s) at their Dealerships and Authorised Service Center, free of charge within a period of 2 years / 30,000 kms from the date of sale, whichever is earlier.
2. In order to avail warranty benefits by second or subsequent owner, the second/subsequent owner should inform the nearest Royal Enfield Service Center about the purchase of the bike and shall fill in the requisite details in the form as requested by Royal Enfield.
3. The warranty shall be applicable only if all the 4 free services & 5 paid services are availed in the respective period/kilometer ranges as per the schedule in the owner's manual from RE Authorised Dealer / Service Center.
4. During the warranty period, RE's obligations shall be limited to repairing/replacing part(s) of the motorcycle for free, only if the part(s), on examination is deemed to have a manufacturing defect. Defective part(s) which have been replaced will become the sole property of RE.
5. Cost of oil, oil filter and fuel are chargeable to the customer.
6. Claims on proprietary items like tyres, tubes, spark plug, battery etc. should be taken up with the respective manufacturer or their authorised agents in the area directly by the customer. RE shall not be liable in any manner to replace them through their dealers. RE will, however, provide assistance in preferring such claims on the respective manufacturer.
7. Warranty shall not apply to:
 - (a) Normal ageing, deterioration or rusting of plated parts, paints coat, rubber parts, soft items, glass items, plastic parts etc.

WARRANTY TERMS & CONDITIONS

- (b) Components like fuel filter, oil filter, Air filter paper element, control cables, brake shoes / brake pads, clutch plates, drive chain & sprocket kit, Steering ball races, Electrical equipment, wiring harness etc., which are subjected to normal wear and tear.
 - (c) Failures occurred due to use of non recommended grade lubricants, fuel or improper level.
 - (d) Damages due to use of non-genuine parts, lack of proper maintenance, incorrect riding habits.
 - (e) Parts damaged due to accidents, collision, abuse etc.
 - (f) Irregularities not recognised as affecting the quality or function of the motorcycle such as slight vibration, oil leakage, discoloration of exhaust bent pipe/silencer/soft or hard shockabsorber etc.
 - (g) Defects arising from fitment of unauthorised or additional electrical loads.
 - (h) Motorcycle serviced or repaired at unauthorised service centers.
 - (i) Motorcycle used for competitions / racing / Stage Rallying etc.
 - (j) Electrical component like bulbs, fuses etc. and electronic components failure including ECU due to repairs by arc welding.
 - (k) Motorcycle found with tampering / drilling / welding mark on any part of the Frame.
 - (l) Normal maintenance operations like adjustment of brakes, cleaning fuel system, engine tune-up and other such adjustments.
 - (m) Oxidization of buffed/painted/powder coated items etc.
8. RE reserves the right to finally decide on all warranty claims.
9. RE reserves the right to make changes in design of the motorcycle without any obligation to install these changes on previously supplied motorcycles.

EMISSION WARRANTY

In compliance with the provisions of Rule 115(2) of the Central Motor Motorcycle Rules, 1989, Royal Enfield certifies that the following warranty is applicable to those components liable to affect the emission of the gaseous pollutants in its range of motorcycles, in normal use to which it may be subjected to.

This emission warranty comes into force from 01st July 2001 and is valid for a period of 30,000 Kms. or 36 months, whichever occurs earlier, from the date of sale to the first customer and is in addition to and parallel to the warranty policy, conditions and obligations laid down in the Owner's Manual.

Royal Enfield further warrants that if on examination by its Authorised Dealer / Service Center, the motorcycle fails to meet the specified emission standards, then the Authorised Dealer / Service Center shall take necessary corrective measures and shall at its sole discretion, repair or replace free of charge such components of the emission control system to meet the required emission standards.

The method/s of examination to determine the warranty conditions of the emission warranty related components will be at the sole discretion of Royal Enfield and / or our Authorised Dealer / Service Center and results of such examination will be final and binding. If on examination the warranty conditions of the part/s is/are not established, Royal Enfield will have the right to charge all, or part of the cost of such examination to the customer in addition to the cost of the components.

In case of acceptance of the component/s under Emission warranty, Royal Enfield will replace free of charge, the component/s as required. However, the consumables like fuel, lubricants, solvents, etc shall be chargeable to the customer as per actuals.

In case any of the components covered under emission warranty or the associated parts, are not independently replaceable, Royal Enfield will have the sole discretion to replace either the entire assembly or parts of the assembly, through suitable repairs.

Royal Enfield reserves the right to carry out necessary consequential repairs to the motorcycle or replace any part, in addition to the repair or replacement of the components covered under emission warranty, to establish compliance to in-use emission standards. Such repairs / replacements will be chargeable to the customer.

All parts removed for replacement under warranty will become the property of Royal Enfield.

Royal Enfield will not be responsible for the cost of transportation of the motorcycle to the nearest Authorised Dealer / Service Center OR for any loss due to non availability of the motorcycle during the period of examination and repairs by Royal Enfield and / or their Authorised Dealer / Service Center.

EMISSION WARRANTY

Royal Enfield will not be responsible for any penalties that may be charged by statutory authorities on account of failure to comply with the in-use emission standards.

That cost/s incurred to check emission of the motorcycle will have to be borne by the customer.

Emission warranty will be applicable irrespective of the change of ownership of the motorcycle provided all the conditions as laid down in this document are met from the date of original sale of the motorcycle.

THE WARRANTY SHALL APPLY IF THE CUSTOMER

- Observes all the important instructions and any other precautions listed in the owner's manual.
- Under all circumstances uses lubricants and fuel as recommended by Royal Enfield.
- Regularly obtains and carries out maintenance in accordance with Royal Enfield guidelines and enters the details in the Log book.
- Immediately approaches the nearest RE Authorised Dealer / Service Center upon discovery of failure to comply with the IN-USE emission standard inspite of having maintained and used the motorcycle in accordance with the instructions in the owner's manual and having carried out such repairs and adjustments as may be required with a view to establish such compliance.
- Produces the 'Pollution Under Control' certificate valid for the period immediately preceding the test during which the failure is discovered, the test having been carried out either for obtaining a new certificate or pursuant upon being directed by an officer as referred to in sub rule (2) of rule 116 of the Central Motor Vehicles Rules (CMVR).
- Produces the owner's manual and Log book for verification details.
- Produces receipts covering maintenance of the motorcycle as specified in the owner's manual from the date of original purchase of the motorcycle.
- Produces valid certificate of Insurance and R T O Registration Certificate (R.C. Book).

THE EMISSION WARRANTY SHALL NOT APPLY IF

- A valid "Pollution under control" certificate is not produced.
- The motorcycle is not serviced by RE Authorised Dealer/Service Center as per the service schedule described in the maintenance chart.
- The motorcycle has been subjected to abnormal use, abuse, neglect and improper maintenance or has met with an accident.

EMISSION WARRANTY

- Replacement parts not specified and approved by Royal Enfield have been used.
- The motorcycle, or parts thereof, has been altered, tampered with or modified or replaced in an unauthorised manner.
- The odometer is not functioning or the odometer and / or its reading has been changed / tampered with, so that the actual distance covered cannot be readily determined.
- The motorcycle has been used for competitions, races, and rallies or for the purpose of establishing records.
- On examination by Royal Enfield or its Authorised Dealer / Service Center, if the motorcycle shows that any of the conditions stipulated in the Owner's manual with regard to use and maintenance have been violated.
- The motorcycle has been run on adulterated / leaded fuel or lubricant other than those specified by Royal Enfield in the Owner's manual or any other document given to the customer at the time of sale of the motorcycle.
- The emission related components are tampered with.
- All service and parts related bills and vouchers incurred during the tenure of the emission warranty is not produced.
- All maintenance activities carried out on the motorcycle during the tenure of the emission warranty is not entered in the log book.

TIPS TO BE ON THE RIGHT SIDE OF LAW

- Always get your motorcycle checked to meet the emission regulations through an authorised emission checking center.
- Always carry a valid 'Pollution Under Control' certificate with you at all times during the validity of the emission warranty (30,000 Kms / 3 years from the date of first sale)

TIPS TO REDUCE POLLUTION

- Ensure that the periodical maintenance is carried out as stipulated in the owner's manual through a Royal Enfield Authorised Dealer / Service Center.
- Use only Unleaded petrol (> 87 octane) from reputed fuel pumps.
- Ensure the fuel used is not adulterated.
- Use correct spark plug as recommended in the owner's manual.
- Use lubricants as per recommendations given on grade / brand in the owner's manual.

EVAPORATIVE EMISSION CONTROL SYSTEM WARRANTY

The following warranty applies to the evaporative emission control system.

Royal Enfield Motors warrants the first owner and each subsequent owner, that this motorcycle is designed and built so as to conform, at the time of sale, with applicable regulations specified by the evaporative emission control system related parts fitted to this motorcycle are free from defects in materials and workmanship which may cause this motorcycle not to meet applicable regulations period of 24 Months from the date of first use of the motorcycle.

The Warranty period shall begin either on the date the motorcycle is delivered to the first retail purchaser OR from the first date the motorcycle is used as a demonstrator OR as a display and/or trial motorcycle.

THE FOLLOWING ITEMS ARE NOT COVERED BY THE EVAPORATIVE EMISSION CONTROL SYSTEM WARRANTY:

1. Failures which may arise as a result of misuse, alterations, accidents OR non performance of routine maintenance, as specified in the Owner's Manual.
2. Replacing OR removing OR modifying any portion of the EVAPORATIVE EMISSION CONTROL SYSTEM (consisting of Fuel tank, fuel tank cap, Canister, purge valve, throttle body, vapor hoses, fuel hoses and hose connectors) with parts not certified to be genuine.

EVAPORATIVE EMISSION CONTROL SYSTEM WARRANTY

3. Loss of time, inconvenience, loss of motorcycle use or any other consequential loss or damages.
4. Any motorcycle in which the Odometer has been tampered with, OR the Speedo cable has been disconnected for any reason OR is broken and not replaced immediately, due to which the exact distance covered cannot be determined.
5. Normal ageing of parts such as fuel hoses, vapor hoses, gaskets & rubber components.

RECOMMENDATIONS FOR REQUIRED MAINTENANCE:

IT IS RECOMMENDED THAT THE ROUTINE MAINTENANCE OF THE MOTORCYCLE BE CARRIED OUT AT SPECIFIED INTERVALS AND ANY MAINTENANCE TO THE EVAPORATIVE EMISSION CONTROL SYSTEMS SHOULD BE PERFORMED ONLY BY AN AUTHORISED ROYAL ENFIELD SERVICE DEALER AND USING ONLY GENUINE ROYAL ENFIELD SPARE PARTS.

ENVIRONMENT CARE

BE AN ENVIRONMENTALLY CONSCIOUS RIDER

Swachh Bharat is Sachh Bharat. Being a Royal Enfield rider help the nation and the future generation for a cleaner environment

Engine oil, oil filter, petrol, Battery, tyres, tubes, electrical & electronic parts replaced on your vehicle are to be disposed off in a proper way without polluting the environment. When your vehicle is attended in a Royal Enfield workshop our dealers do take care of that aspect. If you are getting it attended elsewhere please ensure that items are segregated and kept in a suitable container or bag without allowing them to get into soil, water or sewerage line, drains, water bodies like lake, canal, river, Sea etc. We strongly recommend that they are disposed off, in accordance to the applicable law, through Pollution Control Board approved agencies in the locality.

CLEANING OR WASHING YOUR ROYAL ENFIELD

Please ensure that the effluents are not discharged into the environment. Please promote dry washing which helps the nation to conserve water too.

This note does not constitute legal advice; please contact your local authorities or your nearest Royal Enfield Service Centre for further guidance.

SERVICE COUPONS

It is our endeavour to provide excellent service to your Royal Enfield Motorcycle at all times. Towards this we provide initial 4 free services & 5 paid services at specific intervals.

Please avail these services at the specified time, in any of the Royal Enfield Authorised Dealer / Service Center nearest to you and as a token of satisfactory service, kindly return the service coupons duly filled in and signed, to the service outlet.

Availing all the services in the specified time is a prerequisite to warranty consideration.

The cost of fuel, oil, oil filter element, grease and consumables used during services is chargeable to the customer.

Please ensure the details of the periodic service is filled in the manual for future reference.

1ST FREE SERVICE

1st Free Service

500 Kms
or
45+8 days
whichever is
earlier from the
date of sale

Enter the Details in
Free Service
Record

(Cost of oil,
oil filter element
and other
consumables
used are
chargeable to
the customer)

500 KMS or 45+8 DAYS WHICHEVER IS EARLIER FROM DATE OF SALE

Customer Name :

Dealer Code :

Address :

Frame No:

Regn. No:

Engine No:

Sale Date:

Motorcycle Installation Form No.

Serviced Date:

ODO Reading :

Serviced by (Dealer's/ASC Name &
Address)

Sold by (Dealer's Name & Address)

Received the above motorcycle after the service having been done to my entire satisfaction.

Customer's Signature :

Date :

Contact Phone / Mobile No.:

1ST FREE SERVICE ACTIVITIES

1	Water wash the motorcycle and dry it with a clean cloth	
2	Battery Electrolyte	Check level & top-up, if necessary
3	Battery terminals	Clean and apply petroleum jelly
4	Rear Drive chain free play	Check, clean, lubricate & adjust
5	Rear brake pedal pivot	Lubricate
6	Rear brake	Adjust play
7	Wheel rims front & rear	Check spokes tightness / run out
8	Front & rear brake	Check & top up brake fluid level
9	Front fork	Inspect for oil leakage
10	Air filter element	Clean
11	Spark plugs (2 Nos.)	Check, clean & adjust gap
12	H.T. Leads	Inspect for cracks
13	Carburetor	Clean, Inspect & tune
14	Rubber hose, Air filter to carburetor	Inspect for cracks
15	Rubber hose, Inlet manifold	Inspect for cracks
16	Rubber hose, Evaporative Emission Equipment	Inspect for Cracks
17	Accelerator, Carburetor / TPS cable	Check & adjust play
18	Clutch cable/ Lever free play	Adjust play
19	Engine oil sump strainer, magnetic drain plug	Clean
20	Engine oil	Replace
21	Engine oil filter element O-Rings used at strainer & oil filter element Copper washer used at magnetic drain plug, Flywheel chamber drain screw	Replace
22	Hand levers & kick starter pivot	Lubricate
23	Pivot-Side stand, Center stand, Pillion Foot Rest	Lubricate

CUSTOMER COPY

Job Card No:

--	--	--	--	--	--	--	--

Date :

--	--	--	--	--	--	--	--

Odo Reading :

--	--	--	--	--	--	--	--

Name of Dealer/
ASC with Code:

.....

.....

ASC / Dealer's
Stamp & Signature

2ND FREE SERVICE

2nd Free Service

5000 Kms
or
6 Months
whichever is
earlier from the
date of sale

Enter the Details in
Free Service
Record

(Cost of oil,
oil filter element
and other
consumables
used are
chargeable to
the customer)

5000 KMS or 6 MONTHS WHICHEVER IS EARLIER FROM DATE OF SALE

Customer Name :

Dealer Code :

Address :

Frame No:

Regn. No:

Engine No:

Sale Date:

Motorcycle Installation Form No.

Serviced Date:

ODO Reading :

Serviced by (Dealer's/ASC Name &
Address)

Sold by (Dealer's Name & Address)

Received the above motorcycle after the service having been done to my entire satisfaction.

Customer's Signature :

Date :

Contact Phone / Mobile No.:

2ND FREE SERVICE ACTIVITIES

1	Water wash the motorcycle and dry it with a clean cloth	
2	Battery Electrolyte	Check level & top-up if necessary
3	Battery terminals	Clean and apply petroleum jelly
4	Rear Drive chain free play	Check, clean, lubricate & adjust
5	Rear brake pedal pivot	Lubricate
6	Rear brake	Adjust play
7	Front & rear brake	Check & top up brake fluid level
8	Front fork	Inspect for oil leakage
9	Air filter element	Clean
10	Spark plugs (2 Nos.)	Check, clean & adjust gap
11	H.T. Leads	Inspect for cracks
12	Carburetor	Clean, inspect & tune
13	Rubber hose, Air filter to carburetor	Inspect for cracks
14	Rubber hose, inlet manifold	Inspect for cracks
15	Rubber hose, Evaporative Emission Equipment	Inspect for Cracks
16	Accelerator, Carburetor / TPS cable	Check & adjust play
17	Clutch cable / Lever free play	Adjust play
18	Steering free play	Check & Adjust
19	Engine oil	Check level & top-up
20	Hand levers & kick starter pivot	Lubricate
21	Pivot-Side stand, Center stand, Pillion Foot Rest	Lubricate
22	Tyres front & rear	Check wear pattern

CUSTOMER COPY

Job Card No:

--	--	--	--	--	--	--	--

Date :

--	--	--	--	--	--	--	--

Odo Reading :

--	--	--	--	--	--	--	--

Name of Dealer/
ASC with Code:

.....

.....

ASC / Dealer's
Stamp & Signature

3RD FREE SERVICE

3rd Free Service

10000 Kms
or
1 Year
whichever is
earlier from the
date of sale

Enter the Details in
Free Service
Record

(Cost of oil,
oil filter element
and other
consumables
used are
chargeable to
the customer)

10000 KMS or 1 YEAR WHICHEVER IS EARLIER FROM DATE OF SALE

Customer Name :

Dealer Code :

Address :

Frame No:

Regn. No:

Engine No:

Sale Date:

Motorcycle Installation Form No.

Serviced Date:

ODO Reading :

Sold by (Dealer's Name & Address)

Serviced by (Dealer's/ASC Name & Address)

Received the above motorcycle after the service having been done to my entire satisfaction.

Customer's Signature :

Date :

Contact Phone / Mobile No.:

3RD FREE SERVICE ACTIVITIES

1	Water wash the motorcycle and dry it with a clean cloth	
2	Battery Electrolyte	Check level & top-up if necessary
3	Battery terminals	Clean and apply petroleum jelly
4	Rear Drive chain free play	Check, clean, lubricate & adjust
5	Rear brake pedal pivot	Lubricate
6	Wheel rims front & rear	Check spokes tightness
7	Front & rear brake	Check & top up brake fluid level
8	Tyres front & rear	Check wear pattern
9	Air filter element	Replace
10	Spark plugs (2 Nos.)	Check, clean & adjust gap
11	H.T. Leads	Inspect for cracks
12	Carburetor	Clean, inspect & tune
13	Rubber hose, Air filter to carburetor	Inspect for cracks
14	Rubber hose, inlet manifold	Inspect for cracks
15	Rubber hose, Evaporative Emission Equipment	Inspect for Cracks
16	Accelerator, Carburetor/ TPS cable	Check & adjust play
17	Clutch cable/ Lever free play	Adjust play
18	Engine oil sump strainer, magnetic drain plug	Clean
19	Engine oil	Replace
20	Engine oil filter element	Replace
	O-Rings used at strainer & oil filter element	
	Copper washer used at magnetic drain plug,	
	Flywheel chamber drain screw	
21	Hand levers & kick starter pivot	Lubricate
22	Front fork	Inspect for oil leakage
23	Swing arm spacer & pivot bush	Lubricate
24	Steering system	Check, Lub. steering balls & adj. play
25	Pivot-Side stand, Center stand, Pillion Foot Rest	Lubricate

CUSTOMER COPY

Job Card No:

--	--	--	--	--	--	--	--

Date :

--	--	--	--	--	--	--	--

Odo Reading :

--	--	--	--	--	--	--	--

Name of Dealer/
ASC with Code:

.....

.....

ASC / Dealer's
Stamp & Signature

4TH FREE SERVICE ACTIVITIES

1	Water wash the motorcycle and dry it with a clean cloth	
2	Battery Electrolyte	Check level & top-up if necessary
3	Battery terminals	Clean and apply petroleum jelly
4	Rear Drive chain free play	Check, clean, lubricate & adjust
5	Rear brake pedal pivot	Lubricate
6	Rear brake	Adjust play
7	Front & rear brake	Check & top up brake fluid level
8	Front fork oil	Inspect
9	Air filter element	Clean
10	Spark plugs (2 Nos.)	Replace
11	H.T. Leads	Inspect for cracks
12	Carburetor	Clean, inspect & tune
13	Rubber hose, Air filter to carburetor	Inspect for cracks
14	Rubber hose, inlet manifold	Inspect for cracks
15	Rubber hose, Evaporative Emission Equipment	Inspect for Cracks
16	Accelerator, Carburetor / TPS cable	Check & adjust play
17	Clutch cable / Lever free play	Adjust play
18	Engine oil	Check level & top-up
19	Hand levers & kick starter pivot	Lubricate
20	Steering free play	Check & Adjust
21	Tyres front & rear	Check wear pattern
22	Pivot-Side stand, Center stand, Pillion Foot Rest	Lubricate

CUSTOMER COPY

Job Card No:

--	--	--	--	--	--	--	--

Date :

--	--	--	--	--	--	--	--

Odo Reading :

--	--	--	--	--	--	--	--

Name of Dealer/
ASC with Code:

.....

.....

ASC / Dealer's
Stamp & Signature

5TH PAID SERVICE ACTIVITIES

1	Water wash the motorcycle and dry it with a clean cloth	
2	Battery Electrolyte	Check level & top-up, if necessary
3	Battery terminals	Clean and apply petroleum jelly
4	Rear Drive chain free play	Check, clean, lubricate & adjust
5	Rear brake pedal pivot	Lubricate
6	Rear wheel cush drive rubbers	Replace
7	Rear brake	Adjust play
8	Front & rear brake	Replace
9	Tyres front & rear	Check wear pattern
10	Air filter element	Replace
11	Spark plugs (2 Nos.)	Check, clean & adjust gap
12	H.T. Leads	Inspect for cracks
13	Carburetor	Clean, Inspect & tune
14	Rubber Hose-Air filter to carburetor	Inspect
15	Rubber Hose-Inlet manifold	Inspect
16	Rubber hose, Evaporative Emission Equipment	Inspect
17	Accelerator, Carburetor/ TPS cable	Check & Adjust play
18	Clutch cable/ Lever free play	Check & Adjust play
19	Engine oil sump strainer, magnetic drain plug	Clean
20	Engine oil	Replace
21	Engine oil filter element	Replace
	O-Rings used at strainer & oil filter element	
	Copper washer used at magnetic drain plug,	
	Flywheel chamber drain screw	
22	Hand levers & kick starter pivot	Lubricate
23	Front Fork	Replace
24	Swing arm spacer & pivot bush	Lubricate
25	Steering Ball Races & Balls system	Check, Lub. Steering races, balls & Adj. Play
26	Earth wire eyelet Contact	Inspect
27	Pivot-Side stand, Center stand, Pillion Foot Rest	Lubricate
28	Wheel rims front & rear	Check spokes tightness / run out

CUSTOMER COPY

Job Card No:

--	--	--	--	--	--	--	--

Date :

--	--	--	--	--	--	--	--

Odo Reading :

--	--	--	--	--	--	--	--

Name of Dealer/
ASC with Code:

.....

.....

ASC / Dealer's
Stamp & Signature

6TH PAID SERVICE

6th Paid Service

25,000 Kms
or
2½ Years
whichever is
earlier from the
date of sale

Enter the Details in
Paid Service
Record

(Cost of oil,
oil filter element
and other
consumables
used are
chargeable to
the customer)

25,000 KMS or 2½ YEARS WHICHEVER IS EARLIER FROM DATE OF SALE

Customer Name :

Dealer Code :

Address :

Frame No:

Regn. No:

Engine No:

Sale Date:

Motorcycle Installation Form No.

Serviced Date:

ODO Reading :

Sold by (Dealer's Name & Address)

Serviced by (Dealer's/ASC Name & Address)

Received the above motorcycle after the service having been done to my entire satisfaction.

Customer's Signature :

Date :

Contact Phone / Mobile No.:

6TH PAID SERVICE ACTIVITIES

1	Water wash the motorcycle and dry it with a clean cloth	
2	Battery Electrolyte	Check level & top-up if necessary
3	Battery terminals	Clean and apply petroleum jelly
4	Rear Drive chain free play	Check, clean, lubricate & adjust
5	Rear brake pedal pivot	Lubricate
6	Rear brake	Check & Adjust
7	Front & rear brake	Inspect
8	Tyres front & rear	Check wear pattern
9	Air filter element	Clean
10	Spark plugs (2 Nos)	Check & Adjust
11	H.T. Leads	Inspect for cracks
12	Carburetor	Clean, Inspect & tune
13	Rubber hose, Air filter to carburetor	Inspect for cracks
14	Rubber hose, inlet manifold	Inspect for cracks
15	Rubber hose, Evaporative Emission Equipment	Inspect for cracks
16	Accelerator, Carburetor / TPS cable	Check & adjust play
17	Clutch cable / Lever free play	Adjust play
18	Engine oil	Check level & top-up
19	Hand levers & kick starter pivot	Lubricate
20	Front fork	Inspect for oil leakage
21	Steering free play	Check & Adjust
22	Pivot-Side stand, Center stand, Pillion Foot Rest	Lubricate

CUSTOMER COPY

Job Card No:

--	--	--	--	--	--	--	--

Date :

--	--	--	--	--	--	--	--

Odo Reading :

--	--	--	--	--	--	--	--

Name of Dealer/
ASC with Code:

.....

.....

ASC / Dealer's
Stamp & Signature

7TH PAID SERVICE ACTIVITIES

1	Water wash the motorcycle and dry it with a clean cloth	
2	Battery Electrolyte	Check level & top-up if necessary
3	Battery terminals	Clean and apply petroleum jelly
4	Rear Drive chain free play	Check, clean, lubricate & adjust
5	Rear brake pedal pivot	Lubricate
6	Rear brake	Check & Adjust
7	Front & rear brake	Check & top up brake fluid level
8	Wheel rims front & rear	Check spokes tightness / run out
9	Tyres front & rear	Check wear pattern
10	Air filter element	Replace
11	Spark plugs (2 Nos.)	Replace
12	H.T. Leads	Inspect for cracks
13	Carburetor	Clean, Inspect & tune
14	Rubber hose, Air filter to carburetor	Inspect for cracks
15	Rubber hose, inlet manifold	Inspect for cracks
16	Rubber hose, Evaporative Emission Equipment	Inspect for cracks
17	Accelerator, Carburetor / TPS cable	Check & adjust play
18	Clutch cable / Lever free play	Adjust play
19	Engine oil sump strainer, magnetic drain plug	Clean
20	Engine oil	Replace
21	Engine oil filter element	Replace
	O-Rings used at strainer & oil filter element	
	Copper washer used at magnetic drain plug,	
	Flywheel chamber drain screw	
22	Hand levers & kick starter pivot	Lubricate
23	Front fork	Inspect
24	Swing arm spacer & pivot bush	Lubricate
25	Steering Ball Races & Balls system	Check, Lub. Steering balls & Adj. Play
26	Pivot-Side stand, Center stand, Pillion Foot Rest	Lubricate

CUSTOMER COPY

Job Card No:

--	--	--	--	--	--	--	--

Date :

--	--	--	--	--	--	--	--

Odo Reading :

--	--	--	--	--	--	--	--

Name of Dealer/
ASC with Code:

.....

.....

ASC / Dealer's
Stamp & Signature

8TH PAID SERVICE ACTIVITIES

1	Water wash the motorcycle and dry it with a clean cloth	
2	Battery Electrolyte	Check level & top-up if necessary
3	Battery terminals	Clean and apply petroleum jelly
4	Rear Drive chain free play	Check, clean, lubricate & adjust
5	Rear brake pedal pivot	Lubricate
6	Rear brake	Check & Adjust
7	Front & rear brake	Check & top up brake fluid level
8	Wheel rims front & rear	Check spokes tightness / run out
9	Tyres front & rear	Check wear pattern
10	Air filter element	Clean
11	Spark plugs (2 Nos.)	Check, clean & adjust gap
12	H.T. Leads	Inspect for cracks
13	Carburetor	Clean, Inspect & tune
14	Rubber hose, Air filter to carburetor	Inspect for cracks
15	Rubber hose, inlet manifold	Inspect for cracks
16	Rubber hose, Evaporative Emission Equipment	Inspect for cracks
17	Accelerator, Carburetor / TPS cable	Check & adjust play
18	Clutch cable / Lever free play	Adjust play
19	Engine oil sump strainer, magnetic drain plug	Clean
20	Engine oil	Inspect
21	Engine oil filter element	Inspect
	O-Rings used at strainer & oil filter element	
	Copper washer used at magnetic drain plug,	
	Flywheel chamber drain screw	
22	Hand levers & kick starter pivot	Lubricate
23	Front fork	Inspect
24	Swing arm spacer & pivot bush	Lubricate
25	Steering Ball Races & Balls system	Check, Lub. Steering balls & Adj. Play
26	Pivot-Side stand, Center stand, Pillion Foot Rest	Lubricate

CUSTOMER COPY

Job Card No:

--	--	--	--	--	--	--	--

Date :

--	--	--	--	--	--	--	--

Odo Reading :

--	--	--	--	--	--	--	--

Name of Dealer/
ASC with Code:

.....

.....

ASC / Dealer's
Stamp & Signature

9TH PAID SERVICE

**9th
Paid
Service**

40,000 Kms
or
4 Years
whichever is
earlier from the
date of sale

Enter the Details in
Paid Service
Record

(Cost of oil,
oil filter element
and other
consumables
used are
chargeable to
the customer)

40,000 KMS or 4 YEARS WHICHEVER IS EARLIER FROM DATE OF SALE

Customer Name :

Dealer Code :

Address :

Frame No:

Regn. No:

Engine No:

Sale Date:

Motorcycle Installation Form No.

Serviced Date:

ODO Reading :

Sold by (Dealer's Name & Address)

Serviced by (Dealer's/ASC Name & Address)

Received the above motorcycle after the service having been done to my entire satisfaction.

Customer's Signature :

Date :

Contact Phone / Mobile No.:

9TH PAID SERVICE ACTIVITIES

1	Water wash the motorcycle and dry it with a clean cloth	
2	Battery Electrolyte	Check level & top-up if necessary
3	Battery terminals	Clean and apply petroleum jelly
4	Rear Drive chain free play	Check, clean, lubricate & adjust
5	Rear brake pedal pivot	Lubricate
6	Rear brake	Check & Adjust
7	Front & rear brake	Replace
8	Wheel rims front & rear	Check spokes tightness / run out
9	Tyres front & rear	Check wear pattern
10	Air filter element	Replace
11	Spark plugs (2 Nos.)	Check, clean & adjust gap
12	H.T. Leads	Inspect for cracks
13	Carburetor	Clean, Inspect & tune
14	Rubber hose, Air filter to carburetor	Replace
15	Rubber hose, inlet manifold	Replace
16	Rubber hose, Evaporative Emission Equipment	Replace
17	Accelerator, Carburetor / TPS cable	Check & adjust play
18	Clutch cable / Lever free play	Adjust play
19	Engine oil sump strainer, magnetic drain plug	Clean
20	Engine oil	Replace
21	Engine oil filter element	Replace
	O-Rings used at strainer & oil filter element	
	Copper washer used at magnetic drain plug,	
	Flywheel chamber drain screw	
22	Hand levers & kick starter pivot	Lubricate
23	Front fork	Replace
24	Swing arm spacer & pivot bush	Lubricate
25	Steering Ball Races & Balls system	Check, Lub. Steering balls & Adj. Play
26	Pivot-Side stand, Center stand, Pillion Foot Rest	Lubricate

CUSTOMER COPY

Job Card No:

--	--	--	--	--	--	--	--

Date :

--	--	--	--	--	--	--	--

Odo Reading :

--	--	--	--	--	--	--	--

Name of Dealer/
ASC with Code:

.....

.....

ASC / Dealer's
Stamp & Signature

PAID SERVICE / MAINTENANCE RECORD

S.No.	Date	Type of Service	KMS	Brief details of service	Royal Enfield Authorised Dealer / Service Center
1.					
2.					
3.					
4.					
5.					
6.					
7.					
8.					

PAID SERVICE / MAINTENANCE RECORD

S.No.	Date	Type of Service	KMS	Brief details of service	Royal Enfield Authorised Dealer / Service Center
9.					
10.					
11.					
12.					
13.					
14.					
15.					
16.					

REGIONAL & AREA OFFICES

<p>R1 : Chandigarh, H.P, J&K, Punjab</p> <p>Royal Enfield SCO, No. 5, 1st Floor, Sector-11 , PANCHKULA (Haryana) Pin Code - 134 112. Tel: 0172-5011255, 5011251</p>	<p>R3 : Uttarkhand & Uttar Pradesh</p> <p>Royal Enfield UGF 15-19, Landmark Arcade, 2 Badshah Nagar Crossing, Faizabad Road, LUCKNOW – 226 006. Tel: 0522-6566675 Fax: 4005973</p>	<p>R6 : Orissa & West Bengal</p> <p>Royal Enfield Shrachi Tower, 3rd Floor, 686 Anandapur, KOLKATA - 700 707. Tel: 033-40060206 / 0209</p>	<p>R8 : Goa & Maharashtra</p> <p>Royal Enfield Plot No.16, Sector -1, Sion Panvel Highway, Nerul, NAVI MUMBAI - 400 706. Tel: 022-27700395, 27700501</p>	<p>R10 : Karnataka</p> <p>Royal Enfield Door No. 2067/1, 2068/2, East End "A" Main 9th Block, Jayanagar, BANGALORE - 560 069. Tel: 080-22440588, 41753277, 41536488</p>
<p>R2 : Delhi, Haryana, NCR & Rajasthan</p> <p>Royal Enfield C/o EICHER ENGG.COMPONENTS Plot No. 7, HSIDC Industrial Area, Sector 18, Palam Gurgaon Road, GURGAON (Haryana) - 122 015. Tel: 0124-4278138, 4278139 Fax: 4382148</p>	<p>R4 : Gujarat & Madhya Pradesh</p> <p>Royal Enfield 103, Safal Prelude, Opp. Parsavanath Esquire Cross Road, Corporate Road, Prahlad Nagar, Off. S.G. Highway, AHMEDABAD - 380 015. Tel: 098-25113168 Fax: 079-40024461</p>	<p>Royal Enfield A Unit of Eicher Motors Ltd. 407, 4th Floor, Nirmala Plaza, Forest Park, BHUBANESWAR - 751 009. Tel: 0674-6540206</p>	<p>Royal Enfield 203, 204 Sneha Ganga, Near Vega Centre, Shankar Seth Road, Swargate, PUNE - 411 037. Tel: 020-40028090 Fax: 24447174</p>	<p>R11 : Tamilnadu & Andaman</p> <p>Royal Enfield Plot No. 350 to 354, 2nd Floor, 4th Link Street, Nehru Nagar Industrial Area, Kottivakkam, (OMR-IT Highway), CHENNAI - 600 096. Tel:044-42070661, 24540828</p>
<p>Royal Enfield G-5, 6, 7, Gitanjali Towers, Ajmer Road, JAIPUR - 302 006. Tel: 0141-4106747, 4034748 Fax: 0141-4106748</p>	<p>R5 : Bihar, Chattisgarh & Jharkhand</p> <p>Royal Enfield 3rd Floor, Maple Plaza, Gate No. 2 , Ashok Nagar, RANCHI (Jharkhand) - 834 002. Tel : 0651-2245262</p>	<p>R7 : Arunachal Pradesh, Assam Manipur, Meghalaya, Mizoram, Nagaland & Tirupura</p> <p>Royal Enfield Astha Plaza, 4th Floor (M4-2), G S Road, Opposite Deorah College, Ulubari, GUWAHATI - 781 00 . Mob: +91 8135846461</p>	<p>R9 : A.P. & Telangana</p> <p>Royal Enfield (A Unit of Eicher Motors Ltd) No: 8-3-166/B to F, Erragadda Main Road, Beside Gokul Theatre, Erragadda, HYDERABAD - 500 018. Tel: 7093190003</p>	<p>R12 : Kerala & Lakshadweep</p> <p>Royal Enfield 25/85A, Opp. to IOC Pump, Koonamthai, Edappally Post, KOCHI - 682 024. Tel: 0484-6494990, 6494991 Fax: 2543616</p>

AUTHORISED DEALERS

ANDHRA PRADESH	ANDHRA PRADESH	ANDHRA PRADESH	ANDHRA PRADESH	ANDHRA PRADESH
Anantapur-Rudram pet By - Pass THUMP & THREADS AUTOMOTIVES +91 7013781892; 9100403966	Cuddapah-Mydukur Road Garisa Automotives +91 7661848444	Guntur - NGO Colony Anu Auto Agency +91 9100774714 086472-21787	Krishna - Gandhi nagar Tapasya Motors +91 9908503833; +91 9154166664	Nellore - KS Reddy Shopping Complex Rishi Motors +91 8977727798; 9502802244, 8977714477
Chittoor - Opposite Indian Oil Petrol Pump Sri Sai Motors +91 9100622208; 8571230244	East Godavari - Edarapalli Road Shri Jayalakshmi Automobiles +91 7396534114; 9247089555	Guntur-Opp Pemmasani Theratre Shakthi Motors +91 8333021555; 8644221555, 08644-223555	Kurnool - Behind RTC Bus Stand Sandhya Automotives +91 7799159977; 9381896143; 9904039868	Pamarru Road TAPASYA MOTORS +91 6302646969 +91 6302660867
Chittoor-Renigunta Road Sri Sai Motors +91 9100644419; 9100644418	Gudur - Beside Eenadu Office Rishi Motors +91 8977714477; 8978179977; 8977727799	Kadappa - Chinna Chowk Anjana Bikes +91 9010389998; +91 7095388955	Kurnool - Opp Harsha Hospital Dheeru Motors +91 9133065553 +91 9553006239	Power Pet- West Godavari Classic Automotive +91 8897045812 +91 8812234582
Chittoor-Tirupathi Road Sri Sai Motors +91 9100622205 +91 8572245057	Guntur-Auto Nagar Jubilant Avenues Pvt.Ltd +91 8143008506; 8507	Kakinada - Jagannayakpur Shri Jayalakshmi Automobiles +91 9505826795; +91 7416443555	Kurnool-Revenue Ward-I Sandhya Automotives +91 8512231777 +91 9381920250	Prakasam-Kotla Bazaar Lekhana Automotives +91 8885002113 +91 8886331777
	Guntur- Ring Road Jubilant Avenues Pvt.Ltd +91 8886669815			Prakasam - NH 5 Lekhana Automotives +91 8885002113 8885002114; 8885002113

AUTHORISED DEALERS

ANDHRA PRADESH Prakasam - South Bypass Road Lekhana Automotives +91 8885009199 +91 8885002114	ANDHRA PRADESH Tadipatri - Anantapur Dheeru Motors +91 7995551299 +91 7993358681	ANDHRA PRADESH Vijayawada - Star Complex - Auto Nagar Pravallika Motors +91 9030699555 +91 7207559555	ANDHRA PRADESH Vishakhapatnam - HB Colony Road Royal Enfield Company Stores +91 8143606073 0891-2768887; 2768886	ANDHRA PRADESH West Godavari -NH 16 Varma Automotives +91 8367781116 +91 8367781119
Rajamahendravaram-Stadium Road Sri Ram Automobiles +91 9246665513 +91 8832474844	Tanuku - Undi Road Varma Automotives +91 7095812666 +91 7095812888	Vishakhapatnam - Anakapalli Road Singam Automobiles +91 9110341281 +91 9640355304	Visakhapatnam - Opposite Visakha Dairy Singam Automobiles +91 8897333875 +91 8924225563	West Godavari - Aswarao Peta Road Classic Automotive +91 8464946622; 8821223332, 08812-234582
Srikakulam-Kasibugga Circle Lakshmi Automobiles +91 8985723344 +91 8985823344	Vijayawada - Beside Swarna Hotel Pravallika Motors +91 9030699555 +91 9121949555	Vishakhapatnam - Gajuwaka Cidanta Motors +91 8912576007 0891-6502008	Vishakhapatnam - Tuni Sri Ram Automobiles +91 9966738924	ARUNACHAL PRADESH Naharlagun - Itanagar Bucho Royal Enfield +91 9774988350 0360-2350103
Srikakulam-Palasa Lakshmi Automobiles +91 9032664497; 8121929235	Vijayawada- Mylurai Centre Mahalakshmi Motors +91 9581922559 +91 6303424323	Vishakhapatnam - Marripallem Saran Motors +91 8885947222 +91 8885847222	Vizianagaram- Aadharsh Nagar Layout Lakshmi Ganapathi Automobiles +91 7382323344; +91 9381468221	ASSAM Baihata Chariali-Kamrup S.S.Automobiles +91 9706610625 03621 286036

AUTHORISED DEALERS

ASSAM	ASSAM	ASSAM	ASSAM	ASSAM
Barpeta - Near Manas Gas Agency GS Auto +91 9531232387 +91 8472987341	Dhubri - GTB Road Dynamic Motors +91 9707779334 +91 8720917915	Kamrup - Opposite HP Petrol Pump Shahila Expositions Pvt Ltd +91 9706077793; 9854043095; 9054023455	Kokrajhar - Opposite Indian Oil Petrol Pump GS Riders +91 6900309152	Ramnagar - Station Road Dhemaji SANJOY ENTERPRISE +91 7002608708; 7086188171
Bapujinagar. Opp-Bharat Petroleum Goalpara Riders INN +91 9706643717	Duliajan-Kamalabari Road FREE RIDE MOTORS +91 7002864702; 03742802589	Kamrup - Sarusajai, NH 37, Garalia SARAIGHAT RIDERS +91 7086064264 +91 7086035995	Nagaon -Khutikatia Bajrang Motors +91 9127021893; 8403057563; 9127021891	Sivasagar - B N Hazarika Road Funshine Getaways PVT. LTD. +91 9127067178 +91 9127067190
Bongaigaon - Chapaguri Road SWASTIK AUTOMOBILES +91 7086030374	Golaghat - GF Road SINGH RIDE +91 7002414358 +91 8472985037	Karbi Anglong Dimapur Road Eshan Motors +91 7896169017	Nagaon - Karbi Anglong Balaji Motor +91 9127806618	Sonitpur - Opposite Gotanga Nursery G.M Associate +91 8011105756 +91 9706471764
Darrang-Bhebarghat DARRANG RIDERS +91 8638172937 +91 9365202103	Guwahati - Maligaon Chirag Enfield +91 8136051810 +91 7035125288	Kohima-North Hill Arcade KK Motors +91 9077355332 +91 6909145859	Nalbari - Farida Manzil Rouchand Automobile +91 9854532144; 9365531160	Sonitpur - Tezpur Road SUNMAH MOTORS PVT LTD +91 9127069444 +91 9127069251
Dibrugarh-Tekela Chiring Rider's +91 7636019684	Jorhat - JPD Unit Achharsingh Royal +91 9707522666 +91 9207041076		North Lakhimpur - N R L Petrol Depot Rishi Riders +91 8721949969 +91 9954391219	

AUTHORISED DEALERS

ASSAM	BIHAR	BIHAR	BIHAR	BIHAR
Tinsukia - AT Road SD Royal +91 9101253415	Bhojpur - Near Bharat Petrolpump Om Wheels +91 8229803216 +91 8229803217	Gaya - Near Chandauti Crossing Kusum Motors +91 8271020543	Madhubani - Sahuwa Shagun Auto Sales +91 9123115406 +91 9709052000	Muzaffarpur-Zero Mile Kumar Automobiles +91 7283000386 +91 7280920950
Araria - NH 57 YASHRAJ MOTORS +91 9470054154 +91 9431886577	Buxar - Near kaali mandir Shiv Prabha Automobiles +91 7360053453 +91 6204755537	Gopalganj - Next to M/S Highway Services Riders cafe +91 9060524444	Mohania - Dist Kaimur Swastika Motors +91 9852336291 +91 8809564040	Nalanda - Opposite Pawapuri Petrol Pump PNN Automobiles +91 9809744666 +91 9709844666
Aurangabad - Near Over Bridge Yodha Automobiles Pvt. Ltd +91 7283001748 +91 9199317474	Darbhangha-Mahant Nagar Surya Automobile +91 9472077777 +91 8877609999	Kidar-Mahant Nagar Katihar Jaiguru Motors Pvt Ltd +91 9771495103 +91 7280054008	Motihari - Chhota Bariyarpur Raj Motors +91 9471005185	Nawada-Kendua R.N. Automobiles +91 9728324339 +91 6201401146
Begusarai - KDM Estate Mayamanu Motors Pvt. Ltd +91 7280046824	Darbhangha-Samastipur Road SYV Motors +91 7739561277	Kishanganj-Paschimpally Road S.B Motors +91 7281885544	Muzaffarpur - Maripur Gautam Motors +91 7091592902 +91 9102990034	Patna-Patliputra Colony Ambey Motors +91 9102999131 +91 7366069330
Bhagalpur - Naya Bazar Chowk Sri Ram Moto Corp +91 9472890189 +91 8986966553	East Champaran - Lakshmpur ACE MOTORS +91 9934291734 +91 7992268617	Madhepura, Narsingh Complex Chandra Darbaar Motors Private Limited +91 6476222010	Muzaffarpur-Manikpur Gautam Motors - UNIT-2 +91 7707014824	Patna-Saguna More Siddhi Vinayak Automobiles +91 8092981877 +91 8406001069

AUTHORISED DEALERS

BIHAR	BIHAR	BIHAR	CHATTISGARH	CHATTISGARH
Patna - Zero Mile Sukhmani Motors Pvt. Ltd. +91 9709761441 +91 7360011212	Saran - Opposite M&M Two Wheelers Supriyam Automobiles +91 9128739999 +91 8873539999	West Champaran - Sant Kabir Road Mishra Automobiles +91 7280046824 +91 9934646988	Champa -Janjgir Neeraj Royal +91 8109299092 +91 9303617182	Neemuch Galaxy Motors +91 8889997360 +91 9644002077
Purnea - Beluri Link Motors +91 9182034654 +91 8298911115	Rohtas - Dwarkapuri Vintage Auto Corp +91 8540858433	CHANDIGARH Chandigarh - Sector 32 D Garg Autos +91 9501569388; 8146360388	Dhamtari -Raipur Dhamtari Highway Shri Ram Automobiles +91 7089025555 +91 7722233755	Raigarh - Chhatamuda Priyanka motors +91 7389910835; 7389910836, 6261808631
Puraniganj - Munger Vidya Automobiles +91 6201940529 +91 9065746303	Siwan -Chhapra Road Sri R.L. Automobile Pvt. Ltd. +91 7482063886, 8969457386, 06154-247686	CHATTISGARH Bhilai -Near Tata Motors AAN Automotive 0788 4032227	Jagdalpur -Geedam Road Kambo Motors +91 7692850003 +91 7782291025	Raipur- G E Road Besant Motors +91 9993608000 +91 7714911800
Saharsa - Tiwari Tola 7 Hills Automobiles +91 8877080667 06478-227007	Sitamarhi -Dumra Road Nili Automobiles +91 9771459577 +91 7283007814	Bilaspur -Vyapar Vihar main Road Blue Sapphire Motors +91 7752407778 07752-407778	Korba - T P Nagar Kailash Automobiles +91 9826709907	Raipur- Lodhi Para Chowk Indian Motors 0771-4221500; 4221400
Samastipur-Mohanpur Road Aditya Motors +91 8406803305 +91 8406803325	Vaishali-Opposite Jail Gate Ambika Bhawani Automobiles +91 7280068837 +91 7280068838		Narsinghpur- Itwara Bazaar Kandeli Kailash Motors +91 9755218270 +91 7792233153	Raipur-Tatibandh 6th Gear +91 8109106666 0771-4070666

AUTHORISED DEALERS

CHATTISGARH	GOA	GUJARAT	GUJARAT	GUJARAT
Rajnandgaon - Opposite Kakad Auto Shubh Auto +91 9144291000	North Goa - Khadpaband Gardens Saini Motors +91 8589051616 +91 8322974554	Ahmedabad - Naranpura Karnavati Bikes +91 9825061120; 9016442200; 9099031295	Banaskantha - Maheshwari Colony Parklane Auto +91 9925001944; +91 9925001486	Gandhinagar - Near Vayu Sena Circle Aanal Auto Agency +91 8980001123; 8980011637; 7923262020
Surguja - Near Central school Dev Automobiles +91 9826813417 +91 9644344437	South Goa - Sukhamani Enclave Saini Motors +91 7767006138 +91 8232740345	Ahmedabad - Naroda Krishna Wheels +91 9925333446; 7574839084, 079- 29703055	Bharuch-Near Shital Circle Vraj Auto +91 9824125050 02642-226969	Gandhi Nagar - Near NC Desai Petrol Pump Aanal Auto Agency +91 8980021164; 8980021163; 8980021161
GOA	GUJARAT	Ahmedabad - Opp.Visat Petrol Pump Sarabhai Prowheels +91 9081800299; 7927502565	Bhavnagar - Vithalwadi Gujarat Auto Centre +91 8734925463; 8401438386, 0278-2512648	Godhra-Yogeshwar Complex Concord Auto +91 9512036277; 9512036271, 02672-265523
Goa - Bardez Royal Enfield Garage Cafe Goa +91 9823139488 +91 9370918155	Ahmedabad- Akashat Complex Basement Karnavati Bikes Pvt Ltd. +91 9825061120; 9016442200; 9099031961	Ahmedabad- Prarthana Complex Sarabhai Motors +91 7926635101 079 26635105	Bhavnagar - Paliyad Road Old Soul Motorcycles +91 9909077775; +91 9099300013	Jamnagar-Gujarat New Chandra Motorcycle Agency +91 9824233499; 0288-2570500
Goa - Panaji Auto Guides +91 9168611669 +91 9689578406	Ahmedabad- Ghodasar Sarabhai Automotives +91 9737724400 079-25812531; 25812530	Anand - GIDC Royal Ridentity Pvt Ltd. +91 9898484500 02692-233788; 233022	Bhuj-Naredi Ratatlav Road PM Autolink +91 9925235279 02832 231279	

AUTHORISED DEALERS

GUJARAT	GUJARAT	GUJARAT	GUJARAT	GUJARAT
Junagadh - Rajkot Junagadh Highway Shree Aashapura Enterprise +91 7046008488 0285 2660111	Navsari - Near Satyasai Seva Trust School PSG Motors +91 9924755570; 7283859061; 9924755590	Rajkot-Opposite Sky Mall Dev Auto +91 9879888303; 9712345028; 9054265554	Surat - Beside Chetanya Tower Munjani Motors +91 7436000300; 9979213356; 7436000400	Surat-Surat Dhulia Highway, Tapi P.S.G Motors +91 9924755546; 7283859064; 9924755547
Junagadh -Near Veraval Bypass Junction Anjaney Motors +91 9512779994; 0287 6249990	Porbandar - Birla Road Kailash Motors +91 9726435355; 8980099990; 02862-243842	Sabarkantha-Aravalli RAJVEE MOTORS +91 7069340008; 7069033725; 7069340005	Surat - Opposite Hotel Golden PSG Motors +91 9924755549; +91 7283859063	Surendranagar - Wadhwan Kothariya Road Old Soul Motorcycles +91 9909007000; +91 9099400013
Kachchh-Near Rambaugh Hospital N.P. Auto Agencies +91 9426140290; 9033040290; 9825724716	Rajkot - Kalawad Road Dev Motors +91 8401799998 0281 - 2563077	Sabarkantha-Beside ONGC Colony Old Gate Vraj Auto +91 9924192255; 02646233955	Surat- Bhatha Icchapur Road JSN Motors +91 8401600411 0261-2740023	Vadodara- Opposite Gada Circle Amba Motors +91 9510910991; 7984665845, 0265 - 2540991
Mehsana Parklane Auto Pvt Ltd +91 9925004538; +91 9925001464	Rajkot - Near Gondhiya Estate Aditya Moto Gujarat Pvt. Ltd. +91 9099092728; 9099092595, 0281 - 2371077	Sabarkantha-Opposite Reliance petrol Pump Rajvee Auto +91 8238411177; 7069033724; 02772 228811	Surat - Sarthana Varacha Purav Automobiles +91 9979860916; 9925154965; 9979841547 0261 2453793	Vadodara - Old Padra Road RSA Automotives +91 9714677112 0265 2355040

AUTHORISED DEALERS

GUJARAT	HARYANA	HARYANA	HARYANA	HARYANA
Vapi - Opp Baba Sitaram Temple Gate Royal Thumpers +91 9879565274; +91 8962010072	Dabwali Road- Sirsa Gulzar Motors Agencies +91 8814011148; +91 8708453044	JHAJJAR JMD Automobiles +91 8199885579; +91 8199885568	Kurukshetra-Loharu Road Charkhi Dadri Motors +91 8708375326	Rewari Premium Automation Pvt Ltd +91 8689091000 01274-251000
HARYANA	Faridabad-Mathura Road Heighten Automotive Pvt Ltd +91 9873305544 0129 4080046	Kaithal Road - Near HDFC Bank Raghav Automobiles +91 8199947003; +91 8199968050	Kurukshetra NEXGEN MOTORCYCLING +91 9254022259	Rohtak Badhwar & Co. +91 8059880030; 8059880020, 01262-271131
Ambala - Ambala Chandigarh Highway Royal Motors +91 9468476100; 0171 2544795	Fatehabad SDB Automobiles +91 9728942227; 7988568181, 01667-221786	Kaithal Road - Old By Pass Road Raghav Automobiles +91 8199947003; +91 8199947002	Mahendragarh - Nizampur Road Royal Jindal Auto Pvt Ltd +91 8901452000, 0128 2255355	Sirsa Gulzar Motor Agencies +91 9996789365 01666-221367; 230459
Ambala cantt- Rai Market Royal Motors +91 9034210005 0171-4017100	Hissar Malik Automobiles +91 9996272888 1662-276103	Karnal Monga Motors +91 8222070788 0184 2261810	Panipat - Grand Trunk Road Monga Automobiles +91 9354140006 0180-4000393	Sonipat - Rohtak Road Heydaan Motors +91 9034444466
Bhiwani Sheoran Automobiles +91 7056762216 01664-252216	Jind Gill Automobiles +91 7027002582; +91 9416830333		Pehowa Nexgen Motorcycling +91 9254022290; 8901229656	Sonipat Heydaan Motors +91 9728900200 0130-2233004

AUTHORISED DEALERS

HARYANA	HIMACHAL PRADESH	HIMACHAL PRADESH	JAMMU & KASHMIR	JAMMU & KASHMIR
Tohana SDB AUTOMOBILES +91 9728942229; 0169 2220230	Hamirpur - Dugha Parkash Royal Automobiles +91 9988005308; 9418945283, 01972-258483	Shamlaich - Solan Tapan Industries +91 7807500272 01792-227990	Digiana Camp (ASP) Sumeet Motors +91 9622873835; 9419236396, 0191-2431058	Kathua Lovish Automobiles +91 9796810666; 9682506722; 8716030546
Yamuna Nagar Falcon Automobiles +91 9315431300 0173 2230333	Kangra Snowline Autos +91 9816075428; +91 8352803131	Solan - Shogi Tapan Industries +91 9650494609; 7807400172, 01792-227990	Doda R.A.Enfield Unit - II +91 7051536478; +91 7051536477	Kathua -Swankha More Lovish Motor +91 9796810666; +91 7298484840
HIMACHAL PRADESH	Kullu-Behind Dps School Heaven On Earth Automobiles +91 9459778896; 7590965818, 9459300881	UNA-Lalsingi Sharma Automobiles +91 9888280660; 7807169205; 9418445554 09218-446755	Jammu - Janipur road Reliance Motors +91 9797373185; 9622584099, 0191-2575251	Leh(ASP) Venture Third Pole +91 9797470555; +91 9999227196
Baddi Simran Automobiles +91 8999200016; +91 9816059877	Mandi Shivam Automobiles +91 9988005308; 9816130436; 9818176300	JAMMU & KASHMIR	Jammu-B Sainik colony Xtream Motors +91 7006340294; +91 9070467459	Srinagar CAFE BIKE INN +91 9149531027; +91 7780978887
Chamba Champavati Autos +91 9988005308; 9821377307, 9736118001	Paonta Sahib - Sirmour R.S. Enterprises +91 9650494609; 9418932854, 01704-223687	Baramula ZMR Automobiles +91 7006952694; 7051532873; 2874	Jammu-National Highway-1A Mountbird Wheels +91 7051533407; +91 7780865347	Srinagar PCS Automobiles +91 9797470011; 7780999289, 0194-2472781
Dharamshala Him Enfield +91 9816083838 +91 8894389090				

AUTHORISED DEALERS

JAMMU & KASHMIR	JHARKHAND	JHARKHAND	JHARKHAND	KARNATAKA
Udhampur R A Enfield +91 9055505003; 9622608106, 01992-250008	Dumka - Bhagalpur Road Majestic Autobikes Pvt Ltd. +91 7282006633; +91 6434231002	Jamshedpur - East Singhbhum NDG Motors Pvt Ltd +91 8863996222; +91 6576578555	Ranchi - Kokar Sri Nivas Automobiles +91 7763801822; +91 6512542789	Bangalore - Banaswadi CVS Motors +91 8637416781; +91 7406440400
JHARKHAND Bokaro-ITI More G.R.Motors +91 8092043677	Giridih -Whitty Bazar Shree Sanmati Enterprises +91 7283006015; +91 9534140200	Koderma - Near Hanuman Mandir Vinayak Bikes +91 8092542004; +91 8092422001	Ranchi-Near Hill tank, West Circle Marvel Autobikes +91 9065519086; +91 6512547449	Bangalore - Banasankari H S R Services - RAJ +91 9739000350; +91 7829777916
Deoghar - Sarwan Road Roy Brothers +91 6202109344; +91 6202114640	Godda - Bhadhiya Kaushalya Motors +91 7360007885; +91 7360007886	Palamau - Ranchi Road Arjun Automobiles +91 7549092702 +91 7631774433	KARNATAKA Bagalkot - Mudhol Mudhol Motors +91 9980738900, +91 9980738900	Bangalore - BTM 2nd stage-Service Royal Enfield Company Store-Service +91 9916012313; 9343555583; 8040905108
Dhanbad - Jharia Road Arti Automobiles +91 9031084004; +91 9031084003	Hazaribag - NH 33 Riders Point +91 9031005518 +91 8051666444	Ramgarh Anjaney Automobiles Pvt. Ltd. +91 9031000430	Bagalkot - Navanagar Bagalkot Motors +91 9673596344; +91 8453333181	Bangalore - B Narayanpura Sai Ram Autocraft +91 7022288663; 9108518827, 080-64909090
Dhanbad - Kolakushma Thunder Motors Private Limited +91 7762053003	Jamshedpur - Bajrang Nagar NH 33 Cruiser India +91 8210209301; +91 6205355710	Ranchi - Harmu Road Raghuram Autocare +91 9905110006; +91 9798211608	Bangalore Bommasandra Motors +91 8970392555; +91 8748982555	

AUTHORISED DEALERS

KARNATAKA	KARNATAKA	KARNATAKA	KARNATAKA	KARNATAKA
Bangalore- Chunchaghatta Rd H.S.R. Services +91 7829777916; 7829000350; 9980762849, 080-22133119	Bangalore - Hebbala CVS Motors +91 9986755550; +91 9986755554	Bangalore - Nagarbhavi S.R Motors +91 9071340000, +91 9071713307	Bangalore - Sankey Road CVS Motors +91 9886500042; +91 7406999080	Belgaum- Shivaji Circle Shri Munishwar Motors Pvt. Ltd. +91 9844633382; +91 7090112224
Bangalore - Dasarahalli Sri Sadguru Sai Motors +91 9164729444; 8151899998; 9066023999	Bangalore - Kengeri Accelerate Motors +91 7022049623; +91 8028606969	Bangalore - Nelamangala Sri Sadguru Sai Motors +91 9164764222; +91 8151899998	Bangalore-Sudhamanagar H S R Services SDN +91 9108121314 080-22133119	Belgavi - Kolhapur Circle Shri Munishwar Motors Pvt. Ltd. +91 9036844398; +91 8314213059
Bangalore - Electronic City-Singsandra Electronic City Motors +91 7026613080; 7026613079, 8494942929	Bangalore-100 Feet Road Teknik Motors +91 9379446663; 8025284788; 7411011065	Bangalore - Raja Rajeshwari Nagar Accelerate Motors +91 7022049623 080-28606969	Bangalore (ASP) - HRBR Layout Sri Manjunatha Bullet Garage +91 9036111121; 8041614914; 9341220151	Bellary - Dam Road Sanjeevini motors +91 8073899213; +91 7996955585
Bangalore - Hoskote Main Road Teknik Motors +91 9535959343; 8029716641	Bangalore - Koramangala Koramangala Motors +91 8970872555; +91 7026604492	Bangalore-Sadaramangala Village Whitefield Motors +91 9606492011; 8028416464; 9108990863	Bangalore - Yelahanka Acclaim Motors Pvt Ltd +91 9632881144; 9632881188, 9663550055	Bellary - Raghavendra Colony Sanjeevini Motors +91 7795777677; 7353777768; 9591557149
	Bangalore - Magdi road H.S.R. Services +91 8892016888 080-23156617	Bangalore-Sarjapur Road Teknik Motorcycles +91 8050784709; 8904000300; 8904000700		

AUTHORISED DEALERS

KARNATAKA	KARNATAKA	KARNATAKA	KARNATAKA	KARNATAKA
Bidar - Basavanagar Bhavani Motors +91 9535515649; +91 9019142142	Gadag - Hubli Road Gadag Motors +91 9513001495	Hubli - Kusugal Road - Keshwapur Klasik Motors +91 9738806151; 7760735557, 0836-2288224	Kolar Jagadamba Automobiles +91 9066377086; +91 8152226629	Mangalore-Vishal Arcade Building Veenu Motors +91 9108487051; +91 9108487060
Chikkamangalore Chikkamangalore Motors +91 9591557149; +91 8262220236	Gulbarga - Near Banashankari Hospital Mukunda Wheels Pvt. Ltd. +91 9663663189; +91 9945249305	Hunsur-Mysore Aadith motors +91 9686182228; +91 7899000385	Lingasur Road - Raichur Chukki Motors +91 8884314488; +91 9742291418	Mysore (ASP) Kuvempu Nagar Abhyudhay Motor Services Pvt. Ltd. +91 9008881333 0821-2462066; 2462067
Chitradurga Jilu Bikes +91 9886153148 +91 9148574111	Hassan - Thanniruhalla Motors +91 9742217172; +91 8172256452	Karwar - Habbuwada Karwar Motors +91 7625078394; +91 838222321	Mandya - Karnataka Ind Estate Ruby Maratt Motorcycles +91 9108953401; +91 9739735552	Mysore - Near Sayaji Rao Road Abhyudhay Motor Services Pvt. Ltd. +91 9844260162; +91 9538841404
Dakshina Kannada- Behind Kallega Temple Frontline Automobiles +91 8884314488; +91 8197685999	Hospet Road Sri Maruthi Auto Motors +91 8884314488; 9148971805, 08384-226777	Kodagu-Kushalnagar Abhyudhay Motor Services Pvt. Ltd. +91 8861289920; +91 9538841403	Mangalore-Eyyadi Indust. Estate Frontline Automobiles +91 8861006477; 8861006478, 0824-2211401	Mysore - Vijayanagar 1st Stage Aadith Motors +91 9686182228; +91 9686712221
Davangere-Nittuvalli Road Royal Automobiles +91 8710096355; +91 8197426036	Hubli - Airport Road Salimath Engineers Services +91 8362232043; 9480296644, 0836-3241160			

AUTHORISED DEALERS

KARNATAKA	KARNATAKA	KERALA	KERALA	KERALA
Raichur-Gangavathi Road Chukki Motors +91 8951430957; +91 9108471999	Tumkur - Kasaba Hobli Road Bhagavati Motors +91 9742273566; +91 7026401166	Calicut - Kunnamangalam Blue Mountain Autos +91 7558909000; +91 7510999990	Ernakulam - Angamali Sanjo Motors +91 8592009992; +91 9809709999	Idukki - Vengallore Veliyathu Motors +91 8943200090; +91 8086097711
Ramnagar - Next to RBL Bank, Uttara Layout Ramnagar Motors +91 9845852384; +91 8027271099	Udupi - Ambalpady, Moodanidamburu Brahmi Motors +91 9164889161; 9164209161, 0820-2527590	Calicut - Mankavu Luha Automotives +91 7025105333; +91 7025102888	Ernakulam - Nangelipady Sanjo Motors +91 860684999	Kanhangad-GVHSS Road- South junction South West Motorcorp India Pvt Ltd +91 7594090909; +91 7593828222
Shimoga - Shankar Mutt Road Apollo Enterprises +91 9008138662; 8182403456, +91 41187404	KERALA Alleppey Rider's Motors +91 8281057747 0477-2255030	Calicut - Puthiyagandi SS Motors +91 9567863115 0495-2390770	Ernakulam - Rajaji Junction Chittoor Road St. Mary's Motors +91 9961732888; +91 8891000691	Kannur - Chirakkal Vibrant Automotive +91 8111990068; 8111990044; 8111990076
Sindagi - Solapur Chittudurga Highway Rohan Motors +91 9986168363; +91 9513358363	Calicut - Francis Road Blue Mountain Autos +91 8286046565; +91 9895201667	Cochin - Edapally Royal Enfield Company Store +91 7025233912	Ernakulam - Thaikkattukara Sanjo Motors +91 7034939999; 0484-2630322	Kannur - Thottada SS Motors +91 8547670272 0497-2837666
		Cochin - Vyttila Kaizen Motors +91 7559800073 0484-2307072; 4047072	Idukki - Kottayam Road Veliyathu Motors +91 8086097709	

AUTHORISED DEALERS

KERALA	KERALA	KERALA	KERALA	KERALA
Kannur-Near Town Hall Circle Sharpline Automotive LLP +91 7511199944; +91 7511199934	Kollam - Bishop Jerome Nagar Marikar (Motors) Ltd. +91 9947031120; 8590988442, 0474-2732474	Kottayam - Mutholy Junction Javeens Motoring Pvt Ltd +91 9961839369; 0482-2206111	Malappuram - Tanur Road ABC Motors +91 9447879400; 0494-2433277	Muvattupuzha-Vazhappilly Veliyathu Motors +91 8086097728; +91 8086094444
Kasargod - Chemnad South West Motorcorp India Pvt Ltd +91 8594060606; +91 7593893914	Kollam- Kottappuram Unnoony Motors +91 9567966444; +91 8606969009	Kozhikode - Vadakara Grace Motors +91 7034774444	Malappuram-Palathara Barak Enterprises LLP +91 8606951026; +91 9061001188	Mele Pattambi-Palakkad Intrepid Works +91 8606933014
Kayamkulam - Edasseril Junction Roverz Motors +91 9072584050; +91 9072584046	Kollam - Madanada Unnoony Motors +91 9567776142; 8606969029, 0474-2764567	Kozhikode-NH 17, Kollam KMS AUTOMOTIVES +91 8943990660; 8943009009; 0496 - 2631009	Malappuram - Payyanangadi ABC Motors +91 9846148000 0494-2422277	Methala-Thrissur Pinnacle Motor Works Pvt Ltd +91 9539882222; +91 9072575721
Kollam - Chandanathope Unnoony Motors +91 9567776146; 0474 2714787	Kollam-Puthiyakavu Roverz Motors +91 9072633811; +91 9207722220	Kuriachira - Chiyaram village Tags Bikez +91 7594953333; +91 7594959999	Malappuram - Valluvambaram ABC Motors +91 9447805300; +91 9745407300	Ottapunna - Alappuzha Ramanattu Motor Corp +91 9072655300; 0478-2816555
	Kottayam - Manapurath Building Javeens Motoring Pvt Ltd +91 9446397200; 0481-2566997	Malappuram - Kodathippadi Barak Enterprises LLP +91 7511188013; 6235241000	Mavelikkara - Karazhama Roverz Motors - MVK +91 7511184045; +91 7511115522	Palakkad - Marutha Road Intrepid Works +91 8606933001; +91 8606933008

AUTHORISED DEALERS

KERALA	KERALA	KERALA	KERALA	KERALA
Palakkad - Second Mile Kallekad PVR Wheels +91 7902866672; +91 7902866669	Parempaadam - Thrissur Motorad Works +91 7510411220; +91 7902211600	Thrissur - Karunanakaran Nambiar Road Marikar (Motors) Ltd +91 8606863336 0487-2339307	Thiruvalla - Perumthuruthi St. Mary's Motors +91 9061519333; +91 9526260400	Wayanad- Horizon Tower Tempest Automotive +91 8111999352; +91 8111999355
Pathanamthitta - Santosh Junction Marikar Motors Ltd. +91 8606145007 0468-2223412	Taliparamba-Chiravakku Nr National Highway Vibrant Automotive TPBA +91 8111995500; +91 8111991131	Trivandrum-Near Reliance Petrol Pump Concept Bikes +91 9048990150; +91 9048990646	Thrissur-Puzhakal Padam Pinnacle Motor Works Pvt. Ltd. +91 8594006006; +91 8111994010	MADHYA PRADESH
Peringanad - Pathanamthitta Yamuna Agencies +91 9072623503; +91 9072623506	Thrissur - Anjur Pinnacle Motor Works Pvt Ltd +91 8111995132; 0487-2975188	Trivandrum-Pappala Concept Bikes +91 9048990409; 0470 -2670047	Trivandrum - Tanvila Marikar (Motors) Ltd +91 8590988445 0471-2334621	Betul-Kalapatha Shree Sai Automobiles +91 8839021947; 7141232451
Perinthalmanna ABC Motors +91 9750000000; 9447158400; 9447718200	Trivandrum - Fayaz Building Concept Bikes +91 9048990172; +91 9048990693	Thiruvananthapuram - Pappanamcode Sivaji Motors +91 7736066716; +91 7736207777	Trivandrum - Vetturoad - Kazha kuttam Concept Bikes +91 9673993304 +91 9048990718	Bhopal - Main Railway Station Road Choudhari Tractor Agency +91 7869209584 0755 - 2735762
			Wayanad - Chungam Tempest Automotive SBY +91 8111999351; +91 8547861000	Bhopal - Padmanabh Nagar Ananya Auto +91 7389930805 0755-4249299

AUTHORISED DEALERS

MADHYA PRADESH	MADHYA PRADESH	MADHYA PRADESH	MADHYA PRADESH	MADHYA PRADESH
Chattarpur - Sagar Road Classic Wheelz +91 9644700706; +91 9644700704	Dhar - Near St Theresa School Aaryashree motors +91 9589156027; +91 7292400900	Indore-Annapurna Road Jagdish Motors +91 9522309069; +91 9522309072	Jabalpur Royal Thumpers Unit II +91 8982208686; +91 7614924133	Ratlam-Mitra Niwas Road Galaxy Motors +91 8889997392; +91 9644002076
Chhindwara - PG Collage Road Rahul Royal Motors +91 8889999603 07162-245255	Gwalior-Shivpuri Link Road Somya Motors Pvt. Ltd +91 7773000124; +91 7773000127	Indore - Nehru Market Krishna Motor Agency +91 7314237509 0731-4237509	Jabalpur Varun Motorcorp India LLP +91 7024144421	Sagar - Bhagwanganj Royal Cruisers Pvt Ltd +91 8225003194; +91 8225003195
Chhindwara Vaishnavi Autoriders +91 7067721900	Gwalior-New Saket Nagar Big Boyz Motorcycles +919165829992; +91 7514926099	Indore - Sayaji Club road RR Automotive +91 8878660100	Katni Royal Thumpers A Division of Superior Automobiles Pvt Ltd. +91 8223001286 07622-226474	Sagar Road - REWA Ashish Motors +91 9522240078; +91 7662490122
Damoh Kuber Automobiles +91 9425095911		Hoshangabad - Kheda Jaggi & Sons Super Automotive LLP +91 9340344487 07572-230230	Khandwa Binwani Motors +91 9425909302 +91 7332244222	Satna - Panna Khajuraho Road Manish Motors +91 9179694840 07672-251607
Dewas R R Motorcycles +91 7272402070 +91 8269270709	Harda Sant Singaji Motors +91 9111110189	Jabalpur Royal Thumpers +91 8962010072 0761-4925133	Khargone-Bistan Road Prabhu Motors +91 9340901615; +91 9179920202	

AUTHORISED DEALERS

MADHYA PRADESH	MAHARASHTRA	MAHARASHTRA	MAHARASHTRA	MAHARASHTRA
Sehore-Sekdakhedi Choudhari Tractor Agency +91 7999184979; +91 7562401016	Ahmednagar Newaskar Automobiles +91 8928800800; 8087500900, 0241-2470800	Aurangabad-Pandharpur Godavari Royal Enfield +91 9028069555; +91 9146068555	Chiplun-Karad Chiplun Highway A K Autoriders +91 8669686804; 2355256057	Jalna - Amrai Madhu Motors +91 7249638764; +91 9421470987
Shahdol - Opposite Christian Hospital Gupta Automotive +91 8602296300 0765 2231967	Akola - MIDC Agrawal Motors +91 7768003305 0724-2258259	Beed - Shivaji Nagar Shiva Motors +91 9765924477	Dhule - Awadhan Surbhi Motors +91 8124848822 +91 7057010237	Kolhapur - Near Dharmnagar Motor India +91 9075029077 02312 521289
Ujjain - Nanakheda Avis Auto +91 9424025067 0734-2520007	Amravati - Opposite Saturna Bus Stop Bhans Automotive +91 8237288224 0721-2510636	Buldhana-Khamgaon Road Samyak Automotive +91 8788849336; +91 9922900038	Gondia - Goregaon Road Ved Automobiles +91 7030907024; +91 7182231144	Kolhapur-Sankeshwar Road Yashashri Motors +91 9527094848 0232 7225088
Vidisha - NH 86 Adventure Bike +91 9300168329 0759-2408222	Aurangabad-Bansilal Nagar S.K.Y.S Automobile +91 9028059252 0240-2350652	Chandrapur - Beside Wadgaon Police Chowki Dinesh Motors +91 8550991151; 9082111383, 7755979799	Jalgaon-Ayodhya Nagar, Usha Motors +91 7767006658; +91 9370822828	Latur - Ausa Road Prisha Motors +91 7769973177
	Aurangabad-Chikalthana Cherry Corporation +91 9446120702; 9225315024, 0240-6630125	Chandrapur-Dhanora Road Dinesh Motors +91 7391880007; 7774031424; 7755979733	Jalgaon - Near Godavari Engineering College Usha Motors +91 7768009992; 9168690406, 0257-2271666	Latur - Udgir Sairaj Wheel +91 8421373999 02385-254417

AUTHORISED DEALERS

MAHARASHTRA	MAHARASHTRA	MAHARASHTRA	MAHARASHTRA	MAHARASHTRA
Malegaon - Kanchan Vehicle Complex Shaurya Motors +91 2332623040 02554-661128	Mumbai - Kantilal Maganlal Estate Soniya Motors Pvt. Ltd +91 7710937759	Mumbai - Sai Nagar, kandivali (w) Voyage Motors +91 9146871013; 022 -28087882	Mumbai - Thane - Belapur Road, Soniya Motors Pvt. Ltd +91 8291842109; +91 7710937759	Mumbai - Virar SP Wheels +91 7420026685; +91 9370918152
Mumbai - Borivali East Voyage Motors +91 7045034302; +91 8424050855	Mumbai - Opp Shastri Nagar Ishna Wheels +91 9619547462	Mumbai - Sakinaka Synergy Auto Inc +91 8828820002; +91 8286046565, 022-28590085; 28590086	Mumbai-Thane - Opp-Telephone Exchange Pooja Motors +91 9594091669 0251-2470600	Nandurbar - Dhule Road Dinesh Wheels +91 9673298999; +91 9823104476
Mumbai - Chembur Motokraft Automobiles +91 9819791510; 2225200518	Mumbai - Opposite Trauma Hospital Voyage Motors +91 9146871003; 022 28328280	Mumbai - Shivram Seth Amrutwar Road First Mumbai Store LLP +91 9152007363; 022-24917777	Mumbai-Thane - Opp-Maruti Showroom Pooja Motors +91 8104909325; +91 9833890507	Nagpur Behind Immamwada Police Station Paragon Traders +91 7276356401; +91 7276599069
Mumbai - Kurla W Synergy Auto Inc. Phoenix +918828820001; 8286046565	Mumbai - Opp. Yogi Tower Unison Automobiles +91 8655414040 022 28124400	Mumbai (ASP) Sion Panvel Highway Ram Motorcycles +91 9323025335 022-27700396	Mumbai - Thane SV Road Soniya Motors Pvt. Ltd +91 9768777696; +91 7710937759	Nagpur - Kemptee Road Ved Motors +91 7030907017 0712-2652222
Mumbai - Kusum Villa Ishna Wheels +91 9619547462	Mumbai - Pitamber Lane P. R. Enterprises +91 9833063914; 022 62370093			Nagpur-Opp Mata mandir Shri Krishna Automobiles +91 9561607151

AUTHORISED DEALERS

MAHARASHTRA	MAHARASHTRA	MAHARASHTRA	MAHARASHTRA	MAHARASHTRA
Nagpur-Wardhaman Nagar Shri Krishna Automobiles +91 7387325554; 7410061121, 0712-3191202	Osmanabad - Near Central Bank Hatlai Auto +91 9834972085; +91 9763138888	Pune - Fathima Nagar Platinum Auto +91 7755932584; 7030911281, 7755932579 Pune (ASP) - Hingne Khurd Sadguru Service Station +91 8308048854; +91 9011078854	Pune - Near Kanak Hotel Dhone Automobiles +91 7028978074; 7028978073; 8600400898 020-24273335	Pune - Opp. Manoharnagar Gate Kings Auto Riders +91 9146054611; +91 7720025451
Nasik - New Bombay Agra Road Ostwal Auto +91 7720099945 0253-2592717	Parbhani - Jintur Road Chandrallama Automotive +91 7767918999; 9763300021; 9763300022 02452-242299	Pune - Market Yard Road Dhone Automobiles +91 8600400898; 2024265002	Pune - Next To Lexicon School Chopada Motors LLP +91 9172202401; 7219365256; 9172202401	Pune - Opp Suryadatta College Siddh Auto +91 9673156622; +91 9834491631
Nasik - Satpur Moharir Auto Pvt. Ltd. +91 7447447007 0253-6630000	Pune - Behind Giant Cycles Brahma Motors +91 7888002052; +91 7888098383	Pune - Narayangaon Kings Royal Riders +91 9075009831 0213-2243342	Pune - Next To Hyundai Showroom Hridaan Motors +91 8669995207; +91 7720099622	Pune - Pavitra Building Kings Auto Riders +91 9146054611; +91 8696900842
North Goa -Bardez Royal Enfield Service Centre +91 9607938750; +91 9370918156	Pune - Behind Max Neuro Hospital Dhone Automobiles +91 7028045686; +91 7028045684	Pune - Near Sadhana Sahakari Bank Jay Motors +91 8669630091; +91 7020118088	Pune - Old Pune Mumbai Highway Brahma Motors +91 7888002031; +91 7276309977	Pune - Shriram Heights Siddh Auto +91 7249645494; 0211 3252050

AUTHORISED DEALERS

MAHARASHTRA	MAHARASHTRA	MAHARASHTRA	MAHARASHTRA	MAHARASHTRA
Pune Solapur Highway - Indapur Sahyadri Auto +91 7387111109; +91 7387111125	Raigarh(mh) - Chendhre SK Autoriders +91 9146198305 02141-223030	Satara- Opp. to Nimbkar Seeds Adved Motors +91 7888015003; 7888015005	Solapur - Latur Road Chavan Motors +91 7720069988; 8805568000	Thane - Bhiwandi S.R.MOTORS +91 7208249149; 7506044995
Pune - Telco Road Hridaan Motors +91 7720062111; +91 7720062110	Sangamner-Near Panchayat Samiti Newaskar Automobiles +91 8446700200	Satara - Satara Koregaon Road Nand Enterprises - Satara +91 7030915141 02164-242772; 2162246255	Solapur - Near City Hospital Mondhe Motors +91 8237466443; 2172735084; 9423591471	Thane - Near GCC Club Unison Automobiles +91 9821115964; 7506555040, 022-28456620
Pune - Wakad Opp. Orittel Hotel Kings Auto Riders +91 9146054611; +91 7720025458	Sangli - Chandanwadi, Miraj Hare Madhav Motors LLP +91 9604533332; 8806705170	Sindhudurg - Gudhipur SWASTIK MOTORS +91 9773878009; 9673878009	Solapur - Jamdar Road Jay Motors +91 9881885544; 8983300800	Thane - Kalyan Ambernath Road S R Motors (A Unit of Riya Motors Pvt. Ltd) +91 9324283834 0251-2700044
Purna road-Nanded Nandi Motors +91 8975943376; +91 9284526982	Sangli - Sangli Madhavnagar Road Abhay Motors +91 7219748881; 0233-2623041	Solapur - Bale Chowk, Pune Highway Chavan Motors +91 7720069988; 8805568000, 0217-2352424	Solapur - Pune Road Mondhe Motors +91 7028060002; 8793000073, 9423591472	Thane Gita Udhog Nagar SP Wheels +91 8446011103; 7420026687
Ratnagiri - MIDC Mirjole A K Autoriders +91 9822133300	Satara - Khandobanagar Nand Enterprises Karad +91 9637622706 02164-241771		Tararani Chowk - Kolhapur Motor India +91 9822551777	Thane - MIDC Tarapur SONITH MOTORS +91 7066032696; 8291101575

AUTHORISED DEALERS

MAHARASHTRA	MIZORAM	New Delhi & NCR	New Delhi & NCR	New Delhi & NCR
Yavatmal - Darwha Road Aaditya Riders Pvt Ltd +91 8379914333 +91 9158632833	Aizawal Lawma Enfield +91 8794386109 0389-2333726	Delhi - Dwarka Cruiser Motors Pvt Ltd +91 8459223833	Delhi - Paratparganj Asco Motors +91 9953030780 011-2214888	Delhi - Shahadra Amar Autos +91 9990092800 011-43595322
MANIPUR	Chanmari-III-Opposite faith Hospital, Alpha Riders +91 7005800904; 9612332684	Delhi - GT Karnal Road Kay's Auto +91 7838302323 011-28877011	Delhi - Roshanpura Outer Delhi Motorcycles +91 9540941610; 9540151107	Delhi - Naraina Centrum Motorcycles LLP +91 9821898940; 011-45627888
Imphal West - Singjamei Sanamahhi Motors +91 8259061597; 7085011401	NAGALAND	Delhi - Kailash colony, Okhla Indust. Area South Delhi Motorcycles +91 9560088256 011-46121558	Delhi - Rama Road, Kirti Nagar Lamba Enterprises Pvt Ltd. +91 9250919993	Delhi - Tilaknagar Lamba Enterprises Pvt Ltd. +91 9250919989 011- 42138246
Kakchingndo - Thoubal Kakching Motors +91 8837238120; 9366056182	Dimapur Uniglobe Enterprises +91 8794748906; 8794748905, 0386-2225903	Delhi - Kanjhawala Road Soni Automobiles +91 9910477162	Delhi - Village Samalka Kapashera Outer Delhi Motorcycles +91 9540941601; 011 40244382	Delhi - Phase-2, Okhla Indust. Area South Delhi Motorcycles +91 9560088256
Tipaimukh Road - Churachandpur PAUL'S MOTORCYCLES +91 7085256617; 7629010170	Kohima - New Secreteriat Road KK Motors +91 6909145859	Delhi - Mahipalpur Extension Kay Tee Automobiles +91 9910884777 011-40452477	Delhi - Rithala Village North Delhi Motorcycles +91 8130495936 011-27054738	Delhi (ASP) M.G. Auto Sales +91 9810237417; 9212337417

AUTHORISED DEALERS

New Delhi & NCR	New Delhi & NCR	New Delhi & NCR	New Delhi & NCR	ORISSA
East Delhi - South Ganesh Nagar Amar Autos +91 9899173700; 8448988947	New Delhi - Nangloi Soni Automobile +91 9667991433; 011-40114704	Northwest Delhi- Wazirpur Industrial Area United Automobiles +91 7290037111; 011 - 40392485	NCR Gurgaon - Old Delhi Road Aman Automobiles +91 9811247041; 9811247048, 0124 4232562	Mayurbhanj-Janardanpur Legend Automotive +91 9178024417; 9040078001
New Delhi Company Store Saket New Delhi +91 7533006563; 8800227951; 011-42575017	North Delhi - Mayapuri ind area Ess Aar Motors +91 9212505072 011 45065636	Southwest Delhi- Mayapuri Industrial Phase 2 Sunshine Automobiles +91 9167640122; 8130288284	NCR Gurgaon - Sheetala Mata road Brawn Automobiles +91 9999240509 0124 4251481	Bhadrakh Jyotshna Automobiles +91 7852940689
New Delhi (ASP) Balaji Motors +91 9350102768 011 23364241	North Delhi - Ignou Road Ess Aar Motors +91 8745012373; 9355100512	NCR - NIT Faridabad Sohan Auto World +91 9811535853 0129-4029352	ORISSA Angul - Turang Green Treet Automotive (P) Ltd +91 9124200009 +91 8249467198	Berhampur Vaishnavi Automobiles +91 8118058820; 7682833574
New Delhi - Libaspur GT Karnal Road BNT Motors Pvt Ltd +91 9717391900; 8287540000	North Delhi - Opp. Jhandewalan Mata Mandir Ess Aar Motors AC +91 8750888863; 8750888861	NCR Gurgaon - Mehrauli Road Manzil Motors Pvt. Ltd. +91 8448186211 0124 4231683	Bargarh - Haldipali Shree Shyamji Bike Point +91 9439482033 +91 7381053255	Bhubaneshwar - KIIT Road, Sishu Vihar Gugnani Automobiles +91 9776160313; 9040510010
				Bhubaneshwar - NH 5 - Patrapada Trupti Autoworld +91 8480613910 0674-2470148

AUTHORISED DEALERS

ORISSA	ORISSA	ORISSA	PONDICHERRY	PUNJAB
Bhawanipatana Shyamkrishna Mart pvt ltd +91 9437845001; 8480454792	Jeypore Golden Motors +91 7684941468; 6854242186	Odisha-Khorda Royal Automobiles +91 7606000454; 7606000453	Karaikal-Kamarajar Salai Rooster Automobiles 04368-228800, 8489155655, 7639001047	Barnala Megan Autos +91 9878120088; 9878120077
Cuttack - Arunday Nagar Anmol Motors +91 9853805091; 8596988122	Keonjhar Sai Automobile +91 9437054807; 9114611733, 9437004711	Puri Odisha - VIP Road PGS Motors +91 7440004430; 6752255004	Mudaliarpur - Ansari Duraisamy Nagar Rooster Automobiles +91 7639001093; 7639002019, 0413 - 2355330	Batala Moon Autos +91 9888968616; 9872655955
Cuttack - Phulnakhra Khimji Automobiles LLP +91 9937022588; 7735286061	Odisha-Balangi Loyal Automobiles +91 9438284438	Rourkela The Agents & Distributors +91 9238111010	PUNJAB Abohar Aman Auto Zone +91 9988767900	Bhatinda-Goniana Road Ajay Autos +91 7696582460; 9988678145
Dhenkanal - Station Bazar Shivay Motors +91 7978329039; 6762228585	Odisha-Nayagarh RAHUL AUTOMOBILES +91 9658327668	Sambhalpur Sreyasri Motors +91 9040015359; 8339012626	Amritsar Aaray Motors +91 9517777404; 9517777402	Bhatinda - Mansa Road Krishna Automobiles +91 8725086111; 8427713060
Jajpur Road Birendra Motors +91 8763734599; 9078886305	Odisha - Near Jyothi Hospital Favour Ride +91 9583396524; 90400557156	PONDICHERRY Pondy-Karuvadikuppam Rooster Automobiles +91 7540040517 0413-2355336, 2355330	Amritsar - Opp: Guru Harkrishan Public School Jaycee Motors Corporation +91 9888968616 +91 9780020875	Kapurthala - Tanda Road S.S.Motors +91 9814399532; 7526866622

AUTHORISED DEALERS

PUNJAB	PUNJAB	PUNJAB	PUNJAB	PUNJAB
Hoshiarpur - Chandigarh Road Mahilpur Motors +91 9888280660; 9915125033; 9915182446	Ferozepur Royal Hut +91 9463771900; 9501601284 Ferozepur- NH - 54, Amritsar Royal Hut Unit - II +91 7087799707; 8728080663 Gurdaspur Ajit Motors +91 9888968616; 9781369204, 7888738523	Jalandar-G.T.Road - Near BSF Chowk Navyug Motors +91 9462802828; 9875938123, 0181 - 2223966	Khasra no - 361, Amritsar Jaycee Motors Corporation - Unit II +91 9888968616; 9780020875; 9780020942	Ludhiana - Gurudev Nagar - Ferozpur Road Barnala Automobiles (Jagroan) +91 9780014995 0161-2424114
Fatehgarh Sahib - Sirhind Road Morinda Motorcycle Centre +91 9650494609; 9815467373; 9815660557		Jalandhar - Kapurthala Road Fateh Motors +91 8725001278; 9530907183	Ludhiana - G.T Road Kishori Automobiles +91 9780624283; 9914330903	Mansa - Sirsa Road Ganpati Motors +91 7009442352; 9779550668, 01652-236899
Faridkot Baba Farid Automobiles +91 9780247048; 8288837048, 01639-251343	Hoshiarpur Lagwal Automobiles +91 9256514321; 7696197579	Kapurthala Innovative Automobiles +91 9462802828; 8196900736; 9357254736	Ludhiana - Dholewal - GT Road Sant Motors +91 8872496020 0161-2542307	Moga - Dunneke Bikram Sales Corporation +91 9855914072 , 7529081509, 9914488007
Fazilka Aman Auto Zone +91 9988700765; 6283599573	Jalandhar - GT Road Fateh Autos +91 9462802828; 8725001277	Kharar - Near KFC Manmohan Motors +91 8999200016; 9988317366, 0160 5034822	Ludhiana - Basti Jodhewal Ashtavakra Auto Pvt. Ltd +91 8725092030; 7665010100; 8725092401	Mukherian Lagwal Motors +91 9988048699; +91 8437917782 Muktsar Deep Autos +91 8427626855; 9855794932, 9914155055

AUTHORISED DEALERS

PUNJAB	PUNJAB	PUNJAB	PUNJAB	RAJASTHAN
Nabha Partap Automobiles +91 7665010100; 7087990522, 9872605400	Patiala-Chandigarh Road Gurukirpa Motors-Unit II +91 9875940007	Sangrur Verma Automobiles +91 9569866078 01672-223273	Zirakhpur Garg Auto zone +91 8427656388; 8999200016	Barmer Devrath Motors Pvt. Ltd +91 7230077802 02982-223381
Nakodar (ASP) Bhagwati Automobiles +91 9462802828; 9357242788, 9988714870	Patiala - Rajpura Road Sukhdev Automobiles +91 7888671389; 9592781778, 0175-2305721	Sangrur-Sajida Colony Om Automobiles +91 9872802403; 8054944713; 8054944719	RAJASTHAN Ajmer - Ghooghra Jogbala Motors Pvt Ltd. +91 8829813113 0145-2787999	Bharatpur Khusali Motors +91 7230094310
Nangal Nangal Motors +91 9888280660; 9478609760, 01887-229160	Patiala - Sirhind Road Gurukirpa Motors +91 9650494609; 7087752225; 9779222225	Sultanpur Lodhi Dalbir Motors +91 9462802828; 9878955621; 9814679432 +91 8528568566	Ajmer- Vaishali Nagar Ajmer Motorcycles +91 7412029114 0145 2972500	Bhilwara Soni Automobile +91 8829974706; 9001297666
Nawanshahar - SVS Nagar HS Enterprises +91 9417654888; 9462802828; 6239096599	Phagwara Khalsa Automobiles +91 9462802828; 9041477770	Tanda Sandeep Automobiles +91 9888280660; 7340963586; 9914554304 01886-502398	Alwar -Tijara Road R.S. Motors +91 8696900842; 9119167272	Bikaner Bikaner Bikes Pvt Ltd +91 9772657449 +91 8875012345
Pathankot Cashmir Sales Corporation +91 9988005308 0186-2220148	Ropar Garcha Automobiles +91 9888280660; 9464700267, 01881-228137	Taran Taran Chhabra Auto Agency +91 9888968616; 8264647656	Banswara Veer Autolinks +91 9116670138 02962-254135	Bundi Ramdutt Automobiles Pvt Ltd +91 7597212390; 7472444803

AUTHORISED DEALERS

RAJASTHAN	RAJASTHAN	RAJASTHAN	RAJASTHAN	RAJASTHAN
Chittorgarh Manglam Motocorp +91 8505059900 01472-297018	Ganganagar - Near Teen Puli National Motors +91 9414211956 0154-2444200	Jaipur - Tonk Road Aditi Motors +91 9828605711 +91 8875096035	Jodhpur- Opp. New Power House Modern Motor Bikes +91 7222011197	Pali Road Sumerpur VRS Motors LLP +91 7412080385 Phalodi-Adarsh Nagar Shree Rajpurohit Automobiles +91 9001562000; 7728821912, 0291-2755550
Churu-Sainik Basti Churu Balaji Motors Pvt Ltd +91 9649807777 01562-253777	Hanumangarh Udai Motors +91 9828129060; 9772780001, 01552-226266	Jaipur (ASP) - Sudershan Pura JMS & Co +91 7239902225; 9460345047	Kota Mundra Motors Pvt. Ltd. +91 9887178680; 9887278680	Sawai Madhopur Vachi Motors Private Limited +91 6376167131; 7462233933
Dausa Ashirwad motors +91 8560079781; 1427223925	Jaipur-Sodala - Giitanjali Towers Company Store Jaipur +91 8939991369 0141 4106747	Jalor Achal Gavri Motors +91 7231919196 +91 7231919198	Kota Urs Automobiles pvt ltd +91 8739995500	Sikar - Jaipur Road Apoorva Motors +91 9982787183; 9667237183; 8827188893
Dholpur - Tor Ka Pura Digvendra Motors Pvt. Ltd. +91 8000534229	Jaipur - Govind Marg Rajesh Motors (Raj.) Pvt Ltd. +91 9414061714; 0141 3027696	Jhalrapatan (Jhalawar) Smart Choice Automotive +91 9772167555; 9875720318	Kotputli Shree Motors +91 9116011113; 7413860860	Udaipur Voyage Motors +91 9799144460; 7340069355, 0294-2467465
Dungarpur MANGLAM MOTORS +91 7427826333	Jaipur - Mansarover Aditi Motors +91 9887289552; 8290596440	Jhunjhunu Balaji Motors +91 7733022411 01592-231061	Nagaur D.D.Autotech +91 9828943737 01582-243006	

AUTHORISED DEALERS

RAJASTHAN Udaipur - Shobhagpura Circle The KPM Motors LLP +91 9116124507	TAMILNADU Chrompet - Thiruneermalai Road The Legend Motors +91 8606377788 044 - 22412005	TAMILNADU Chennai - Kelambakkam Vardhan Automobiles +91 9962950004; +91 9092604448	TAMILNADU Coimbatore - Near Tidel Park, Peelamedu Royal Enfield Company Store +91 8110013259; 8754341777; 8754342777	TAMILNADU Coimbatore - Palakkad Road Bharat Motors +91 8754336600; 9715722600; 4259234150
TAMILNADU Anna Nagar - 11th Main Road Rudraa Motors +91 44 2628 8888 / +91 7550226014, 7550226013	TAMILNADU Chennai - Ekkattuthangal Sreehitha Auto Zone +91 9591073735; 9043011094, 044-65906590	TAMILNADU Chennai - Mylai Balaji Nagar Sri Venkateswara Bike Zone +91 8754000180 ; 8681863330; 8124848822	TAMILNADU Coimbatore-Sathyamangalam Eagle Motor +91 9789666572; 9789666748	TAMILNADU Coimbatore Palani Main Rd Bharat Motors +91 9715122600
TAMILNADU Arumbakkam - Chennai Rudraa Motors +91 7550226016 044 - 26214444	TAMILNADU Chennai - Ganesh Nagar Sri Velavan Motors Pvt Ltd +91 7099705000 044 - 24761903	TAMILNADU Chennai - Kottivakkam OMR Royal Enfield Company store +91 9686266228; 8939844508	TAMILNADU Coimbatore-Singanallur BullMenn Motors +91 9514555510; 7092300000, 9514555513	TAMILNADU Coimbatore Palladam Road Bikerz +91 7502387000; 7502687000, 0421-4252523
TAMILNADU Chennai - Ambattur Classic Motorcycles +91 9445512022 044 - 42180206	TAMILNADU Chennai - Mount Poonamallee Road Aravinduja Motors Private Limited +91 9176638781 044-45554888	TAMILNADU Chennai - Purasaiwalkam I Speed Motors +91 9094633712; 9940662785, 044 45588047	TAMILNADU Coimbatore - Near Old Court M R Motors +91 8098566119; 7639111431	TAMILNADU Thiruvallur - GNT Road AKG Motors +91 9597082579; 9597082578

AUTHORISED DEALERS

TAMILNADU	TAMILNADU	TAMILNADU	TAMILNADU	TAMILNADU
Chennai - Thirumullaivoyal Dino Motorcycles +91 9962495557; 8939998650	Dindigul - Dhadi Kombu Road Rajendra Automobiles +91 8508678333; 7824929857, 8098666567	Hosur - Krishnagiri Bye Pass Road Sri Saravana Motors +91 9543813032; 8220013432, 04344-297730	Karur -Near Andavar Chemicals Murugan Motors +91 9500955950; 9543255950	Madurai - Nethaji Nagar Classic Motors +91 9524099444; 9994906185
Cuddalore - Imperial Road Rooster Automobiles +91 7639001046; 7639001031	Dindigul - Sivagiripatti A.R. Motors +91 6381807292; 7824929847	Hosur (ASP) - Seetharam Medu Sri Manjunatha Bullet Garage +91 9894955499 +91 7867064409	Kovilpatti - Ettyapuram Road Charles Motors - KVP +91 7338737501; 9944723062, 04632-225822	Madurai - PP Chavadi Classic Motors +91 9629023344 0452- 2387877
Cuddalore Near Neyveli Arch Abi Motors +91 9384104001; 9384104044	Erode - Pushpa Nagar Senthil Murugan Auto Aencies +91 8220048567; 8098666567	Kanchipuram - Vellai Gate Jet Blaze Motors +91 7604880076; 9629032223	Krishnagiri Sree Maruthi Motor & Auto Service +91 9159566615; 9159566613, 0434-3233512	Madurai - Scot Road G.G. Motors +91 8012688444 0452-2342007
Dharmapuri- Nallanahalli S.M.Motors +91 9994852482 04342-288123	Erode - Sathy Main Road Erode Motors +91 7402835044; 8883650000	Kanyakumari- Opposite District Club Chandra Motors +91 9443339140 04652-221010	Madurai - KK Nagar Madras Motors +91 9976755111 0452-2585686	Marthandam ROYAL PHOENIX MOTORS PVT LTD +91 8012409555
	Erode - Vellalalayam Eagle Motor +91 9443313965; 9443312976			Medavakkam - Opp to Ulavar Sandai Sri Venkateswara Bike Zone +91 8754000182; 7338834120

AUTHORISED DEALERS

TAMILNADU	TAMILNADU	TAMILNADU	TAMILNADU	TAMILNADU
Mettupalayam - Near Bogaiyan Layout M.R. Motors +91 +91 7639111431	Perambalur - Venkatesapuram V.P Motors +91 9159394114 7373799687; 7373799686	Salem-Seelanaickenpatti MSV Motor +91 9566661316; 9566669990	Thanjavur - Muthupillai Mandapam A.V. Motors +91 8406803306 0435-2412587	Thiruvottiyur-New Washermenpet DCS MOTORS PRIVATE LIMITED +91 7338871723; 044 - 25911105
Nagapattinam-Pechavadi A.V. Motors 04364252177	Portblair-Dollygunj Nikhil Motors +91 9474205035	Salem - Udayarpalaym K.R.K Bikes +91 9498427031; 9498427006	Thanjavur - Naaveeth Complex JAF Associates +91 7867019836; 7867019837, 04362-254786	Thiruvarur - KTR Estate Shri Balaji Motors +91 7397768020; 04366 - 251704
Namakkal-Katchery Street Royal Annanmar +91 8883580877; 8883178777	Pudhukottai Sri Maruti Motors +91 7094450431; 04322 - 267877	Sevoor- Vellore Main Rd -Thiruvannamalai Akan Agency +91 9043261535; 9751059933, 7845330209	Theni - Gudalur Main RD Coral Moto Hub 4554271334; 271335	Thoothukudi- Ettayapuram Rd Charles Motors +91 7867015250; 7867015251, 0461-2321636
Namakkal - Salem Road Royal Annanmar +91 8883150077; 04286-277557	Ramanathapuram - Madurai Main Road Murugan Motors +91 9578207000; 04567-227000	Sivakasi - Thiruthangal Leo Motors +91 7397772779; 04562-230669	Theni - Sukkuvadanpatty Coral Moto Hub +91 9698933000 04546 - 253337	Thiruvannamalai-Kanchi Main Road AKAN Agency +91 9843033861
Ooty - Thalayathimund M R Motors +91 7094999294	Salem - Four Roads Chamundi Enfield +91 8098611999; 9626146261	Sivagangai - 120 Feet Road Nehaa Motors +91 9865055228; 04565 -225008		Tirunelveli - Opposite to Irt Polytechnic DG Motors +91 8973846699; 4622970031
Pedhikuppam Village Gummidipoondi AKG Motors +91 9087886653; 044 -27928063				

AUTHORISED DEALERS

TAMILNADU	TAMILNADU	TAMILNADU	TELANGANA	TELANGANA
Tirunelveli - Sivanthi Nagar RK Motors +91 8300099309; 8300099310; 04633-280043	Trichy - Magilambu Salai Oxina Motors +91 7402718512 0431-4217793	Virudhunagar-Chinna-moopanpatti Village Siva Motors +91 9655466688; 04562-266688	Hyderabad - Bahadurpura VVC Automobiles +91 9100087536; 7337555542	Hyderabad - Miyapur Main Road Headway Motors +91 9959935151; 9618394567
Tirupattur-Vaniyambadi Main Road AVS Agencies +91 7010662783; 9944300176	Vengathur - Manaval Nagar Gap Motors +91 7200341320 044 - 27641989	TELANGANA HYDERABAD & SECUNDARABAD	Hyderabad-Bowenpally SVR Motors and Engineering 040-40116336	Hyderabad - Moosarambagh Road Dark Matter Motorcycles +91 8886678930; 8886676041
Tiruppur - Dharapuram Senthur Motors +91 9442502011; 04258-225345	Vellore - Viruthampet Sri Kalikambal Autos +91 9566874010; 9047752205	Adilabad-Mavala Ashwik Motors +91 8732297999; 8297988776	Hyderabad - Gachibowli Road Go Green Motors India Pvt. Ltd +91 8019235111; 9640737222	Hyderabad-Nagole Road - Near RTA Office Royal Engineers +91 9959331755; 7093991755
Tirupur - Periyar Colony RIDERZ +91 8098201774; 0421-4961313	Villupuram Rooster Automobiles 04146-222280 , 7639001008; 8489144744	Ghatkesar-Shiva Reddy Guda Main road C K Riders +91 9704511755	Hyderabad-Karmanghat Taurus Motors KMG +91 7997828787; 040 29887368	Hyderabad - Near Narjuna Model School Headway Motors +91 9100085774 +91 9100085775
	Villupuram - Near Balamurgan Hospital Garuda Automobiles +91 8489144944	Hyderabad - Jubilee hills VVC Automobiles +91 7842883883; 9100087535	Hyderabad-Madhura Ngr Colony Orange International 040 40215215	

AUTHORISED DEALERS

TELANGANA	TELANGANA	TELANGANA	TELANGANA	TELANGANA
Hyderabad-Near Telugu Academy Jayasree Automotives +91 9603928555 +91 9010369555	Hyderabad-Zafferguda, Mehidipatnam Venkataramana Automobiles Pvt Ltd +91 9100087527	Khammam- Sathupally Hemanth Automotives +91 7288797222 Mahabub Nagar - Yenugonda Harshithh Automotives +91 7660022334	Medak - Hyderabad road Anil Motors +91 9339345999; 9339567999	Nalgonda- VVC Complex Vijayalakshmi Automotives +91 8885966687 +91 7288999935
Hyderabad-Yashoda Hospital Road Jayasree Automotives +91 7093612612; 7680999505	Karimnagar - Bye pass road Quality Motors +91 9966173000; 9030313913, 0878-6509993	Mahabubnagar road - Mahabub Nagar Harshithh Automotives-NGKL +91 9642555328; 7995555328	Medak- Ramachandrapuram, BHEL Go Green Motors India Pvt. Ltd +91 8712126633; 7207294242	Nizamabad KY Motors +91 8885198222; 8462236882, 08462-236882
Hyderabad-Prasanth Nagar,Vanasthalipuram Taurus Motors +91 8125828787 040-29804755	Khammam - Mamatha Hospital Road Royal Automotives +91 9963886789 +91 8297536789	Mancherial J V Aryan Motors +91 8179356458 +91 8297388775	Nalgonda Sri Lakshmi Pavan Automotives +91 8886677962; 8886677965	Secundarabad-Begumpet Kayjee Engineers +91 9246113133 040-27907444
Hyderabad-Sanath nagar Royal Enfield Brand store 040 23701235; 040 23702255	Khammam - House No 4/12 Royal Automotives +91 8297616789	Mancherial Road, Divya Nagar Ashwik Motors - Nirmal +91 8297388776; 8297988778	Nalgonda - Survey No 288 Vijayalakshmi Automotives 8886677969	Secundrabad- Keesara, Nagaram Village Orange International +91 9348093481 +91 9177501501

AUTHORISED DEALERS

TELANGANA	UTTARAKHAND	UTTARAKHAND	UTTARAKHAND	UTTAR PRADESH
Secundrabad - Near Trimulgherry Signal SVR Motors +91 9133322925; 040 48554541	Almora Kumaon Motors +91 7249929233; 9411319601	Haldwani, Nanital Suri Sales (P) Limited +91 9359108047; 7351007963	Rishikesh-Sarvha Nagar Ranjeet Motorcycles +91 8755333113; 8273941313	AGRA - NH 2, Sikandra Agra Royals +91 7055312114; 7055312110
Warrangal-Hanamkonda Quality Automobiles +91 9030775252 +91 7661850444	Dehradun - Ballapur Chowk Ahuja Enterprises +91 9927532535 0135-2710377	Kashipur - Near city stadium Batra Enterprises +91 9927309718; 9100536026, 05947-277207	Rudrapur-Brar nagar, rampur road Brar Motors +91 7055900098 05944-2473127	Agra - Opp.DIG Residence Baluganj Shambhavi Automotive Engineers +91 8057400022, 8057400055
Warangal SV Motors +91 8702433888; 9395144955	Dehradun - 6-B, Niranjanpur Allied Auto Agencies +91 7088909955; 7088909988, 8006908908	NCR - Ghaziabad - Nehru Nagar Rawal Automobiles Pvt Ltd +91 9211921227 0120-4986443	Udham Singh Nagar - Sitarganj Road Chaudhary Automobiles +91 7452954444; 9027276202	Agra-Trans Yamuna Colony Mangal Motors Private Limited +91 9105900111
TRIPURA	Dehradun- Rajpur Road Allied Auto Agencies +91 7900888999	Pauri Garhwal Choudhary Automobiles +91 9634274988 01346-250555	UTTAR PRADESH	
Agartala - Tatipara XED Motorcycles +91 8794220162; 8837431879	Haridwar-Jwalapur Prem Auto Enterprises +91 9927994477 01334-250242	Roorkee-Haridwar Road Goswami Automobiles +91 8273524848; 7060306069	Akbarpur- Ambedkarnagar, Faizabad Road Saurabh Automobiles +91 7317004022; 9936100215	Aligarh - Nr Banna Devi Police station Maindola Royal Enfield +91 7618144044, 9319155055
Agartala-West Tripura PNR Automobiles Pvt. Ltd +91 9774174618; 7005700174				

AUTHORISED DEALERS

UTTAR PRADESH	UTTAR PRADESH	UTTAR PRADESH	UTTAR PRADESH	UTTAR PRADESH
Aligarh-Ramghat Road Kodia Auto Sales +91 7055520172; 7055520180	Badaun-Near FCI godown Omkar Motors +91 8477803704; 9520330305	Bansi Road - Sidharth Nagar Shiva Motors +91 9670222122; 9670222123	Bhadohi-Old Haddi mill Bhadohi Wheels +91 9598778888	Deoria - Barhaj Road Supreem Motors +91 7703001099; 7703001082
Allahabad - Bai Ka Bagh Vrindavan Automotive +91 7860383786; 7860861786	Baghpat-Near Signet Automobiles Pitambra Automobiles +91 8077660919; 7302973259	Barabanki; Nawabganj 225001 G.R & Company +91 7233002401; 8174000978	Bareilly - Shahjahanpur R. K Autozone +91 7703009919; 7703009918, 8175049916	Etah - GT Road, Asroli K.S.Royals +91 7055215231; 7055215232
Allahabad - Near Kamla Nehru Hospital Jay Pee Motors +91 8299731711 0532-6061003	Balrampur Titu Automobiles +91 9540223120; 8318718119	Bareilly-Nainital road Suri Sales (P) Limited +91 9359108047; 7351007963	Bijnor-Landmark Hyundai showroom Chaudhary Motors +91 7703001082; 9761042302; 8958994499	Etawah - Ram leela Road V P Motors +91 9568013106; 9568013109, 9568013105
Amroha - Delhi Moradabad Road ADVIKA AUTOMOBILES +91 7055204444	Ballia-Opp-Nagaji School Parmarth Automobiles +91 7800378233; 9616960808	Bariely - Pilibhit Bypass Rd AJS RIDERS PVT LTD +91 9762100010	Bulandshahar-State Bank Colony Santosh Enterprises +91 9219404045; 7900785515, 05732-231326	Faizabad - Wazeerganj Chawla Riders +91 9628770002 0527-8265078
Azamgarh - MAU Road, Sidhari Amit Motors +91 9532049985	Banda - Tindwari Road Sohum Riders +91 7704090000; 7571006173	Basti - Didoha pachpediya road New India Merchant +91 9838078667 554 - 2281483	Chandauli - Uttar Pradesh Shri Sai Automobiles +91 7311178055	Fatehpur- Near DM Awas K S Auto Sales +91 8574675809 05180-221223

AUTHORISED DEALERS

UTTAR PRADESH	UTTAR PRADESH	UTTAR PRADESH	UTTAR PRADESH	UTTAR PRADESH
Farrukhabad - Ghatiyaghat Road Ankur Auto Agencies +91 7678874000 6393143517	Ghaziabad-Patel Nagar II Shiva Riders +91 8448693811; 0120 4503203	Hardoi Raj Royals +91 7081000521	Kanpur- W-1/52, Saket Nagar S.S Automobiles +91 7705006411; 7705006413	Lakhimpur Kheri Shree Vinayak Motors +91 7071187827; 9169911999
Firozabad - NH-2, Nagla Bhau Emerald Automobiles +91 7251010888 +91 7251020777	Gonda Style N Passion +91 7311173067; 9919713001	Jaunpur- Azamgarh Rd Aditya Motors +91 9816258702; 7266051755	Kanpur- Near Govt Degree College Kamla Motors +91 7617666291	Lucknow Company Store Lucknow +91 9636060111; 9044035044
Ghazipur- Bansi Bazar Shri Sai Chandra Automobiles +91 7571006174; 7571006173	Gorakhpur - Mughalpur, Chargawa MAK Bikes LLP +91 9793909000; 7081000899, 5512505500	Jhansi - Near SBI Triveni Enterprises +91 8419099995, 7607779147	Kannauj -Akbarpur- Sarayghah Sampuranta Automobiles +91 9648250883	Lucknow (ASP)- Near Goel Hospital Amafh Bullet Centre +91 7080811662 0522-4955003
Ghaziabad-Loni ROYAL TAJ AGENCY +91 9871045697	Gorakhpur - Taramandal Shiv Motors (A Unit of Pardeshi Zigwheels Pvt. Ltd.) +91 7706900014; 9794241149	Jalaun-Rath Road Singh Royal +91 7522000553 , 9453021416	Hapur - Tyagi Market Anmol Automobiles +91 7217480005	Lucknow - 5A - Adarsh Nagar Shreya Auto World Pvt. Ltd. +91 7081109005 0522-4037677
Ghaziabad-Near Mohan Nagar Flyover Sangam Autos +91 9311051177; 0120 2807331	Hathras - Agra Road Manglam Royal +91 8395000563	Kanpur-Khalasi Line Sareen Motors LLP +91 7705905138; 8303907907	Kushinagar - Kasya Road, Chhawni Cantech Automobiles +91 7705803753; 7705803760	Lucknow - A 1/1 Sec F Jankipuram Royal Motor works +91 760777385

AUTHORISED DEALERS

UTTAR PRADESH	UTTAR PRADESH	UTTAR PRADESH	UTTAR PRADESH	UTTAR PRADESH
Lucknow - (Hardoi road) Lucknow Diesels & Electricals +91 9044290442; 7232902010	Maharajganj-Chauparia Pharenda Road RK Motors +91 8574692821; 7706974520	Meerut - West Rithani, Delhi Road Nutech motors +91 7088714714; 7300960333	Muzaffarnagar-Panipal Road AJ Automobiles +91 9105099001; 9105099004	Noida - Opposite Fortune Hyundai Shree ji Automobiles +91 8448497600; 0120 4381777
Lucknow-Krishna Vihar colony M/s Shreya Auto World +91 8917705000; 0522 - 2442101	Mainpuri - Bhawat Chauraha Rway Station Road GANESH MOTORS +91 9997899848; 9997899847	Meerut - 8, Shri Krishna Tower Moto Riders +91 8476900096 0121-4006001	Muzaffar Nagar - Roorkee Road Harivansh Auto Agency +91 9917421427; 9219440446	Noida - Hosiery Complex Solitaire Automotive +91 9599195031; 0120 4547929
Lucknow Road - Near Banjari Moad Rudra Motors +91 7232900637; 7232900675	Mathura - NH-2, Nr. Jaiguru Dev Temple Aryaman Enterprises +91 8392912229; 8392916228	Mirzapur - Nr. Binani College Vindhya Auto Sales +91 7310160009	Nazibabad- Kotwali road Agarwal Tractor & Parts +91 7895417179 01341-230252	Pilibhit - Baisalpur Road Shankhdhar Automobiles +91 7535877888
Lucknow - Near Syndicate Bank Sardhana AYAN AUTO LLP +91 8126000697; 01237 236139	MAU-Batwal, Nr Eicher Tractors Chandra Motors +91 7310266900	Moradabad - Near pak vada Akanksha Autozone Pvt Ltd. +91 7247800097; 6399991102	Noida-Gautam Budh Nagar Shree Mahadev Agency +91 9310047588; 0120 4324662	Pratapgarh-Near Angels School Shaurya Enterprises +91 9918601127 Raebareli - Civil Line Sushma Motors +91 8953005001; 8090139778

AUTHORISED DEALERS

UTTAR PRADESH	UTTAR PRADESH	WEST BENGAL	WEST BENGAL	WEST BENGAL
Rampur - Nainital Road Akanksha Autozone P. Ltd +91 7900600076; 6399991104	Varanasi- Chandpur Industrial Area Khurana Automobiles +91 9956462863 0542-2373246	Barasat-24 Parganas The Country Motors +91 9903722883; 8272944511; 9903722883	Dankuni-Hooghly Universal Traders +91 9883069797, 9831018699	Howrah - Andul Apollon Motors LLP +91 9903800200; 9163253000
Saharanpur- Hanuman Road Sachdeva Enterprises +91 9045544778	Varanasi-Maqbool Alam road, Nr DIG colony One Place Automobiles Pvt. Ltd. +91 7753888536 +91 7706871051	Bardhaman - G T Road SG Automobiles +91 9434723500; 9800940009	Darjeeling-Burdwan Road Legendry Motors Pvt. Ltd. +91 9775430000	Kolkata - AGC Bose Road Austin Distributors Pvt. Ltd 033-65552077; 46013101
Sitapur- Dhanipur Lucknow Road Raj Automobile +91 9076555726; 9450398371	Varanasi - Mauza Shivdaspur Varushka Automobiles +91 7572008103; 7572000655	Bardhaman-Punjabi More SG Automobiles- Unit I +91 8609178409; 9733212991	Dihimedanmolla-24 Parganas Austin Distributors Pvt. Ltd +91 7980995510, 9073684402	Kolkata - Nowa para Kolkata Bike Zone +91 9674029373 033-40082380
Sultanpur - Kasba KNIT Asia Royal Motors +91 9170017590 05362-227777		Bankura - Keranibandh R D Automobiles +91 9733522265	Durgapur R.H.Automobiles Pvt. Ltd. +91 9748402629, 8336935892	Kolkata - Beck Bagan Row Shah Distributors (Auto Division) +91 9051244044, 9830477788
Unnao-Awas Vikas Colony Raj Auto World +91 7080903706; 7080903702	Varanasi-Shakti Nagar Highway Vishwanath Enterprises +91 7317582582	Bardhaman - Raghunathpur Tejgunj Sri Ram Automobiles +91 9800004533	Hatthuba - North 24 Parganas The Country Motors Habra +91 9830426397	Kolkata - Shakespeare Sarani East India Agro Indus. Pvt. Ltd +91 9874977006 033-23293137

AUTHORISED DEALERS

WEST BENGAL	WEST BENGAL	WEST BENGAL		
Malda - Station Road Speed Wheels +91 9735586333, 6295027567	Purba Medinipur-Ratnali Suhana Global Private Limited +91 7479035053	Taki Road - North 24 Parganas The Country Motors +91 8617540380; 8697339136		
Murshidabad-NH 34 Maxwheel Motors +91 9233330208; 9233330216, 03482-224844	Raiganj Kalyani Solvex Pvt. Ltd. +91 9083292066	West Bengal - Nadia Royal Automobile +91 8629961089		
North 24 Parganas- Nilgunge Road Bishnu Oil Company +919874839911; 9073487770	Siliguri - Matigara Riders Corner +91 9083260131; 7319042570	West Midnapore Sri Sai Auto mart +91 7047678599		
Purulia High way-Purulia Devi Motors +91 7365000580; 6295900922	Siliguri - 2nd Mile Sevoke Road Siliguri Distributors +91 9832047670; 8016904935			
Purba Medinipur Shivani Automobiles +91 7477787028; 7477787030	Suri - Birbhum Birbhum Riders +91 7477714484; 9800145000			

PARTS STOCKIST DISTRIBUTOR

Andhra Pradesh Vijayawada Cyber Automobiles Pvt. Ltd +91 9959615806	Patna Moto Spares Pvt.Ltd +91 9097577727	Margoa Saini Motors +91 8308808290 0832-2740343; 2740345	JAMMU & KASHMIR Jammu Yahoo Technocra +91 9419191241	Bangalore Fixwheel Motors +91 9845949127
Assam Guwahati Chirag Enfield +91 8136051810 0361 2670293	CHANDIGARH Chandigarh Manchanda Autos +91 9915047010; 9988994000 0172-2630263	GUJARAT Ahmedabad Shreeji Auto Traders +91 9173170931; 9724722282	JHARKHAND Hazaribagh Riders Point +91 9234343422	Kolar Jagadamba Automobiles +91 9972522111 +91 9066983741
Guwahati Pawan Automobiles +91 9864045473	CHATTISGARH Raipur Nagorao Auto Engg Works Pvt. Ltd. +91 9165878692	JamNagar New Chandra Motor Cycle House +91 9824211699	Jamshedpur Royal Auto Syndicate 72502-22283	KERALA Aluva Marikar Motors Ltd +81 9894744880
Jorhat Achharsingh Royal +91 9707522666	GOA Mapusa Shauna Auto Agencies +91 8326520712	HARYANA Ambala Royal Motors 0171-2545795	Ranchi Sri Nivas Automobiles +91 7763801824	Calicut Luha Automotives +91 7025106888 0495-2333533
BIHAR Biharshariff PNN Automobile +91 9135620008		Bhiwani Sheoran Automobiles +91 7056732216 01664-252216	Zittau Arjun Automobiles +91 7282820788 +91 8935849216	Ernakulam JR & Sons +91 9447063679
Chapra Supriyam Automobiles +91 9128739999 06152-242999			KARNATAKA Bangalore Cyber Automobiles Pvt. Ltd +91 9448473078	Kochi Bhavani Auto Distributors +91 8086078173

PARTS STOCKIST DISTRIBUTOR

Trivandrum Subha Auto Wares +91 9446562640	Nagpur Siddarth Spares +91 9373195554	PUNJAB	Erode Senthilmurugan Auto Parts +91 9894756567	Lucknow-Transport Nagar Moped House Pvt.Ltd +91 9696202669; 8795444497
MADHYA PRADESH	Pune Planet Spares +91 9371005335	Amritsar Gee Ess Enterprise +91 9878930900	Madurai Senthilmurugan Auto Parts +91 9500786567	Lucknow Varma Auto Sales +91 9335207393
Indore Royal Ventures +91 9589541950	Pune Shree Spares +91 9822377709	Ludhiana Amrik Singh & Co. +91 9915069033	TELANGANA	UTTARAKHAND
Jabalpur Bhawani Automobiles 094243-05880	New Delhi Kinematics Mktg (P) Ltd. +91 9654787802 011-41545025	RAJASTHAN	Hyderabad Cyber Automobiles Pvt. Ltd +91 7702143186	Dehradun Anamika Enterprises +91 9897615836
MAHARASHTRA	ORRISA	Jaipur-Indra Bazar Shubham Agencies +91 9680465973	UTTAR PRADESH	WEST BENGAL
Aurangabad Vinod Agency +91 9823336611	Bhubaneshwar Orissa Marketing Services +91 9437033935	Jaipur-Transport Nagar Shubham Agencies +91 9414067766	Ghaziabad Indian Automobiles +91 9999916346; 9899288337	Kolkata Auto Marketing Agencies +91 9830325490 033-22360642; 22360643
Mumbai Rajkamal Auto & Scooter Spares +91 9833985931	Cuttack Bullet Plus +91 9437037590	TAMILNADU	Kanpur Sareen Motors +91 9389629505	Siliguri Goyal Royal Spares +91 9434063334
Mumbai Ram Motor Cycle Co. +91 9920748891 022-27700394		Chennai Cyber Auto Parts +91 7358768669	Lucknow-Kaiserbagh Moped House Pvt.Ltd +91 7408555502 0522-4108704	
		Chennai Popular Motors Cycle Company +91 9698444568 044-43435365; 43435364		

NOTES

NOTES

NOTES

NOTES



ROYAL ENFIELD

Part No. RAM00044/B

ROYALENFIELD.COM